



Designated according to The Construction Products (Amendment etc.) (EU Exit) Regulations 2020

UK Technical Assessment	UKTA-0836-22/6520 of 31/01/2023
Technical Assessment Body issuing the UK Technical Assessment:	British Board of Agrément
Trade name of the construction product:	S-CD, S-MP, S-CDW
Product family to which the construction product belongs:	Product code 33 - Fixings Fastening screws for sandwich panels
Manufacturer:	Hilti AG Feldkircherstraße 100 9494 Schaan FÜRSTENTUM LIECHTENSTEIN
Manufacturing plant(s):	Hilti AG, Plant 1683 Hilti AG, Plant 7855 Hilti AG, Plant 4330 Hilti AG, Plant 6522 Hilti AG, Plant 2855
This UK Technical Assessment contains:	38 pages including 29 annexes which form an integral part of this assessment
This UK Technical Assessment is issued in accordance with The Construction Products (Amendment etc.) (EU Exit) Regulations 2020 on the basis of:	UKAD 330047-01-0602 <i>Fastening screws for sandwich panels</i>

Communication of this UK Technical Assessment, including transmission by electronic means, shall be in full. However, partial reproduction may be made with the written consent of the British Board of Agrément. Any partial reproduction must be identified as such.

1. Technical description of the product

S-CD, S-MP, and S-CDW are fastening screws for sandwich panels (self-drilling and self-tapping screws) made of steel (listed in Table 1). The fastening screws for sandwich panels are completed with a metallic washer and an EPDM sealing washer. The fastening screws for sandwich panels are made of austenitic stainless steel, galvanized/painted/coated carbon steel or a bimetal combination with drill bits made of hardened carbon steel. The fastening screws for sandwich panels and the corresponding connections are subject to tension and/or shear forces. Samples of fastening screws for sandwich panels are shown in Figure 1.

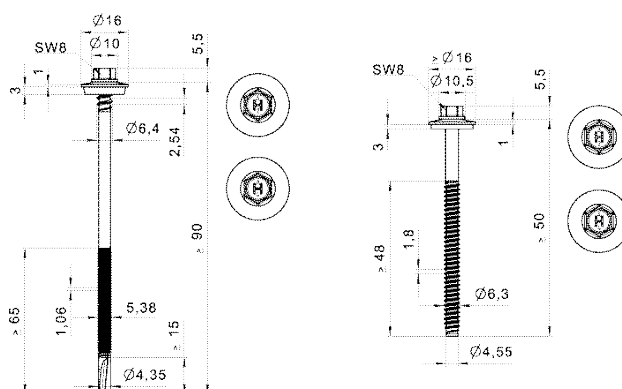


Figure 1: Fastening screws for sandwich panels (exemplary)

The components and the system setup of the product are given in Annexes (4-29).

Table 1 – Types of fastening screws for sandwich panels

Annex	Product	Component I	Component II	Description
4	Hilti S-CDH 53 C 5,5xL	Steel S280GD to S450GD	Steel S235 to S420 S280GD to S450GD	Carbon steel, without supporting thread, with hexagon head and sealing washer Ø16 mm
5	Hilti S-CDH 63 C 5,5xL Hilti S-CDH 73 C 5,5xL	Steel S280GD to S450GD	Steel S235 to S420 S280GD to S450GD	Carbon steel, without supporting thread, with hexagon head and sealing washer Ø19 mm and Ø22 mm
6	Hilti S-CD 53 C 5,5xL	Steel S280GD to S450GD	Steel S235 to S420 S280GD to S450GD	Carbon steel, with supporting thread, with hexagon head and sealing washer Ø16 mm
7	Hilti S-CD 63 C 5,5xL Hilti S-CD 73 C 5,5xL	Steel S280GD to S450GD	Steel S235 to S420 S280GD to S450GD	Carbon steel, with supporting thread, with hexagon head and sealing washer Ø19 mm and Ø22 mm
8	Hilti S-CDH 53 S 5,5xL Hilti S-CDH 53 SS 5,5xL	Steel S280GD to S450GD	Steel S235 to S420 S280GD to S450GD	Stainless steel A2 and A4, without supporting thread, with hexagon head and sealing washer Ø16 mm

Table 1 (continued)

Annex	Product	Component I	Component II	Description
9	Hilti S-CDH 63 S 5,5xL Hilti S-CDH 63 SS 5,5xL Hilti S-CDH 73 S 5,5xL Hilti S-CDH 73 SS 5,5xL	Steel S280GD to S450GD	Steel S235 to S420 S280GD to S450GD	Stainless steel A2 and A4, without supporting thread, with hexagon head and sealing washer Ø19 mm and Ø22 mm
10	Hilti S-CD 53 S 5,5xL Hilti S-CD 53 SS 5,5xL	Steel S280GD to S450GD	Steel S235 to S420 S280GD to S450GD	Stainless steel A2 and A4, with supporting thread, with hexagon head and sealing washer Ø16 mm
11	Hilti S-CD 63 S 5,5xL Hilti S-CD 63 SS 5,5xL Hilti S-CD 73 S 5,5xL Hilti S-CD 73 SS 5,5xL	Steel S280GD to S450GD	Steel S235 to S420 S280GD to S450GD	Stainless steel A2 and A4, with supporting thread, with hexagon head and sealing washer Ø19 mm and Ø22 mm
12	Hilti S-CDH 55 C 5,5xL	Steel S280GD to S350GD	Steel S235 to S355 S280GD to S350GD	Carbon steel, without supporting thread, with hexagon head and sealing washer Ø16 mm
13	Hilti S-CDH 65 C 5,5xL Hilti S-CDH 75 C 5,5xL	Steel S280GD to S350GD	Steel S235 to S355 S280GD to S350GD	Carbon steel, without supporting thread, with hexagon head and sealing washer Ø19 mm and Ø22 mm
14	Hilti S-CD 55 C 5,5xL	Steel S280GD to S350GD	Steel S235 to S355 S280GD to S350GD	Carbon steel, with supporting thread, with hexagon head and sealing washer Ø16 mm
15	Hilti S-CD 65 C 5,5xL Hilti S-CD 75 C 5,5xL	Steel S280GD to S350GD	Steel S235 to S355 S280GD to S350GD	Carbon steel, with supporting thread, with hexagon head and sealing washer Ø19 mm and Ø22 mm
16	Hilti S-CDH 55 S 5,5xL Hilti S-CDH 55 SS 5,5xL	Steel S280GD to S350GD	Steel S235 S280GD to S320GD	Stainless steel A2 and A4, without supporting thread, with hexagon head and sealing washer Ø16 mm
17	Hilti S-CDH 65 S 5,5xL Hilti S-CDH 65 SS 5,5xL Hilti S-CDH 75 S 5,5xL Hilti S-CDH 75 SS 5,5xL	Steel S280GD to S350GD	Steel S235 S280GD to S320GD	Stainless steel A2 and A4, without supporting thread, with hexagon head and sealing washer Ø19 mm and Ø22 mm
18	Hilti S-CD 55 S 5,5xL Hilti S-CD 55 SS 5,5xL	Steel S280GD to S350GD	Steel S235 S280GD to S320GD	Stainless steel A2 and A4, with supporting thread, with hexagon head and sealing washer Ø16 mm
19	Hilti S-CD 65 S 5,5xL Hilti S-CD 65 SS 5,5xL Hilti S-CD 75 S 5,5xL Hilti S-CD 75 SS 5,5xL	Steel S280GD to S350GD	Steel S235 S280GD to S320GD	Stainless steel A2 and A4, with supporting thread, with hexagon head and sealing washer Ø19 mm and Ø22 mm
20	Hilti S-CDH 55 GS 5,5xL Hilti S-CDH 55 GSS 5,5xL	Steel S280GD to S350GD	Steel S235 to S355 S280GD to S350GD	Stainless steel A2 and A4, without supporting thread, with hexagon head and sealing washer Ø16 mm

Table 1 (continued)

Annex	Product	Component I	Component II	Description
21	Hilti S-CDH 65 GS 5,5xL Hilti S-CDH 65 GSS 5,5xL	Steel S280GD to S350GD	Steel S235 to S355 S280GD to S350GD	Stainless steel A2 and A4, without supporting thread, with hexagon head and sealing washer Ø19 mm
22	Hilti S-CDH 75 GS 5,5xL Hilti S-CDH 75 GSS 5,5xL	Steel S280GD to S350GD	Steel S235 to S355 S280GD to S350GD	Stainless steel A2 and A4, without supporting thread, with hexagon head and sealing washer Ø22 mm
23	Hilti S-CD 55 GS 5,5xL Hilti S-CD 55 GSS 5,5xL	Steel S280GD to S350GD	Steel S235 to S355 S280GD to S350GD	Stainless steel A2 and A4, with supporting thread, with hexagon head and sealing washer Ø16 mm
24	Hilti S-CD 65 GS 5,5xL Hilti S-CD 65 GSS 5,5xL	Steel S280GD to S350GD	Steel S235 to S355 S280GD to S350GD	Stainless steel A2 and A4, with supporting thread, with hexagon head and sealing washer Ø19 mm
25	Hilti S-CD 75 GS 5,5xL Hilti S-CD 75 GSS 5,5xL	Steel S280GD to S350GD	Steel S235 to S355 S280GD to S350GD	Stainless steel A2 and A4, with supporting thread, with hexagon head and sealing washer Ø22 mm
26	Hilti S-CDW 51 S 6,5xL Hilti S-CDW 51 SS 6,5xL	Steel S280GD to S320GD	Structural timber	Stainless steel A2 and A4, with supporting thread, with hexagon head and sealing washer Ø16 mm
27	Hilti S-CDW 61 S 6,5xL Hilti S-CDW 61 SS 6,5xL Hilti S-CDW 71 S 6,5xL Hilti S-CDW 71 SS 6,5xL	Steel S280GD to S320GD	Structural timber	Stainless steel A2 and A4, with supporting thread, with hexagon head and sealing washer Ø19 mm and Ø22 mm
28	Hilti S-MP 52 S 6,3xL Hilti S-MP 52 SS 6,3xL Hilti S-MP 62 S 6,3xL Hilti S-MP 62 SS 6,3xL Hilti S-MP 72 S 6,3xL Hilti S-MP 72 SS 6,3xL	Steel S280GD to S350GD	Steel S235 S280GD to S320GD	Self-tapping, Stainless steel A2 and A4, without supporting thread, with hexagon head and sealing washer Ø16 mm, Ø19 mm and Ø22 mm
29	Hilti S-MP 54 S 6,3xL Hilti S-MP 54 SS 6,3xL Hilti S-MP 64 S 6,3xL Hilti S-MP 64 SS 6,3xL Hilti S-MP 74 S 6,3xL Hilti S-MP 74 SS 6,3xL	Steel S280GD to S420GD	Steel S235 to S355 S280GD to S420GD	Self-tapping, Stainless steel A2 and A4, without supporting thread, with hexagon head and sealing washer Ø16 mm, Ø19 mm and Ø22 mm

2. Specification of the intended use(s) in accordance with the applicable UK Assessment Document (hereinafter UKAD)

In accordance with the applicable UKAD, the fastening screws are intended to be used for fastening sandwich panels to metal or timber substructures. The sandwich panel can either be used as wall or roof cladding, or as load bearing wall and roof element. The intended use comprises fastening screws for sandwich panels and connections for indoor and outdoor applications. Fastening screws which are intended to be used in external environments with $\geq C2$ corrosion according to the standard EN ISO 12944-2 are made of stainless steel. Furthermore, the intended use comprises connections with predominantly static loads (e.g., wind loads, dead loads). The fastening screws are not intended for re-use.

The performances given in Section 3 are only valid if the fastening screws for sandwich panels are used in compliance with the specifications and conditions given in Annexes (1-29). The assessment methods on which this UK Technical Assessment is based lead to the assumption of a working life of the fastening screws for sandwich panels of at least 25 years. The indications given on the working life cannot be interpreted as a guarantee given by the manufacturer but are to be regarded only as a means for choosing the right products in relation to the expected economically reasonable working life of the works.

3. Performance of the product and references to the methods used for its assessment

3.1. Mechanical resistance and stability (BWR 1)

Essential characteristic	Performance
Shear Resistance of the Connection	see Annexes 2-3 and 4-29
Tension Resistance of the Connection	see Annexes 2-3 and 4-29
Design Resistance in case of combined Tension and Shear Forces (interaction)	see Annexes 2-3 and 4-29
Bending Capacity in case of Thermal Expansion of the outer face of Sandwich Panels	see Annexes 2 and 4-29
Durability	No performance assessed

3.2. Safety in case of fire (BWR 2)

Essential characteristic	Performance
Reaction to fire	Class A1 in accordance with Commission Decision 96/603/EC (as amended)

3.3. Health, hygiene, and the environment (BWR 3)

Regarding dangerous substances, there may be additional legislative requirements falling outside of the scope of this document. These requirements must be complied with as appropriate.

3.4. Safety and accessibility in use (BWR 4)

Not relevant.

3.5. Protection against noise (BWR 5)

Not relevant.

3.6. Energy economy and heat retention (BWR 6)

Not relevant.

3.7. Sustainable use of natural resources (BWR 7)

No performance assessed.

4. Assessment and verification of constancy of performance (hereinafter AVCP) system applied

4.1. System of assessment and verification of constancy of performance

According to UKAD No. 330047-01-0602 and Annex V of the Construction Products Regulation (Regulation (EU) 305/2011) as brought into UK law and amended, the system of assessment and verification of constancy of performance (AVCP) 2+ applies.

5. Technical details necessary for the implementation of the AVCP system, as provided for in the applicable UKAD

Technical details necessary for the implementation of the AVCP system are laid down in the control plan deposited with the British Board of Agrément and made available to the UK Approved Bodies involved in the conformity attestation process.

5.1. UKCA marking for the product/ system must contain the following information:

- Identification number of the Approved Body
- Name/address of the manufacturer of the product/ system
- Marking with intention of clarification of intended use
- Date of marking
- Number of Certificate of Conformity of Factory Production Control
- UKTA number

On behalf of the British Board of Agrément



Date of Issue: 31 January 2023

Hardy Giesler
Chief Executive Officer



British Board of Agrément,
1st Floor Building 3,
Hatters Lane,
Croxley Park
Watford
WD18 8YG

ANNEX

This annex applies to the product described in the main body of the UK Technical Assessment.

Annex 1 – Terms and explanations

Annex 2 – Design and installation

Annex 3 – Additional provisions

Annex 4 – Self-drilling screw – Hilti S-CDH 53 C 5,5 x L

Annex 5 – Self-drilling screw – Hilti S-CDH 63 C 5,5 x L & 73 C 5,5 x L

Annex 6 – Self-drilling screw – Hilti S-CD 53 C 5,5 x L

Annex 7 – Self-drilling screw – Hilti S-CD 63 C 5,5 x L & 73 C 5,5 x L

Annex 8 – Self-drilling screw – Hilti S-CDH 53 S 5,5 x L & 53 SS 5,5 x L

Annex 9 – Self-drilling screw – Hilti S-CDH 63 S 5,5 x L, 63 SS 5,5 x L, 73 S 5,5 x L & 73 SS 5,5 x L

Annex 10 – Self-drilling screw – Hilti S-CD 53 S 5,5 x L & 53 SS 5,5 x L

Annex 11 – Self-drilling screw – Hilti S-CD 63 S 5,5 x L, S-CD 63 SS 5,5 x L, 73 S 5,5 x L & 73 SS 5,5 x L

Annex 12 – Self-drilling screw – Hilti S-CDH 55 C 5,5 x L

Annex 13 – Self-drilling screw – Hilti S-CDH 65 C 5,5 x L & 75 C 5,5 x L

Annex 14 – Self-drilling screw – Hilti S-CD 55 C 5,5 x L

Annex 15 – Self-drilling screw – Hilti S-CD 65 C 5,5 x L & 75 C 5,5 x L

Annex 16 – Self-drilling screw – Hilti S-CDH 55 S 5,5 x L & 55 SS 5,5 x L

Annex 17 – Self-drilling screw – Hilti S-CDH 65 S 5,5 x L, 65 SS 5,5 x L, 75 S 5,5 x L & 75 SS 5,5 x L

Annex 18 – Self-drilling screw – Hilti S-CD 55 S 5,5 x L & 55 SS 5,5 x L

Annex 19 – Self-drilling screw - Hilti S-CD65 S 5,5 x L, 65 SS 5,5 x L, 75 S 5,5 x L & 75 SS 5,5 x L

Annex 20 – Self-drilling screw – Hilti S-CDH 55 GS 5,5 x L & 55 GSS 5,5 x L

Annex 21 - Self -drilling screw – Hilti S-CDH 65 GS 5,5 x L & 65 GSS 5,5 x L

Annex 22 – Self-drilling screw – Hilti S-CDH 75 GS 5,5 x L & 75 GSS 5,5 x L

Annex 23 – Self-drilling screw – Hilti S-CD 55 GS 5,5 x L & 55 GSS 5,5 x L

Annex 24 – Self-drilling screw – Hilti S-CD 65 GS 5,5 x L & 65 GSS 5,5 x L

Annex 25 – Self-drilling screw – Hilti S-CD 75 GS 5,5 x L & 75 GSS 5,5 x L

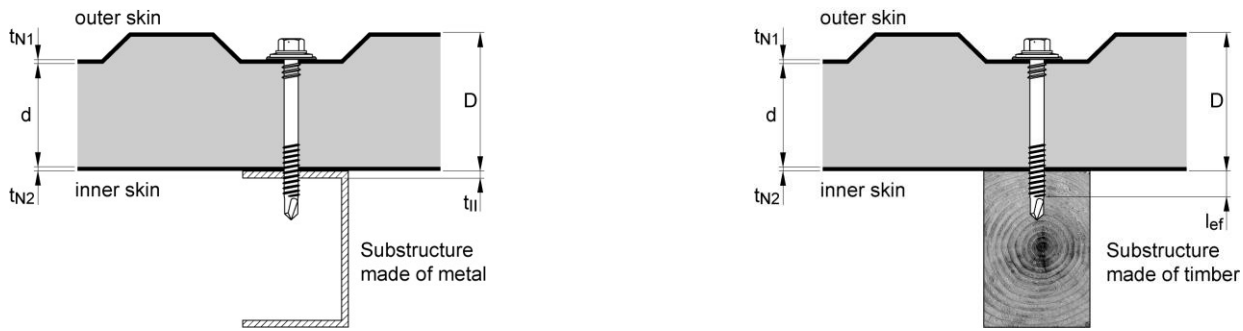
Annex 26 – Self-drilling screw – Hilti S-CDW 51 S 6,5 x L & 51 SS 6,5 x L

Annex 27 – Self-drilling screw – Hilti S-CDW 61 S 6,5 x L, 61 SS 6,5 x L, 71 S 6,5 x L & 71 SS 6,5 x L

Annex 28 – Self-tapping screw – Hilti S-MP 52 S 6,3 x L, 52 SS 6,3 x L, 62 S 6,3 x L, 62 SS 6,3 x L, 72 S 6,3 x L & 72 SS 6,3 x L

Annex 29 – Self-tapping screw - Hilti S-MP 54 S 6,3 x L, 54 SS 6,3 x L, 64 S 6,3 x L, 64 SS 6,3 x L, 74 S 6,3 x L & 74 SS 6,3 x L

Examples of execution of a connection



Materials and dimensions

Design relevant materials and dimensions are indicated in the Annexes of the fastening screws:

Fastener	Material of the fastening screw
Washer	Material of the sealing washer
Component I	Material of the sandwich fastener (outer skin and inner skin)
Component II	Material of the substructure

D, d	Thickness of component I
t_{N1}	Thickness of the outer skin of component I
t_{N2}	Thickness of the inner skin of component I
t_{II}	Thickness of component II made of metal
l_{ef}	Effective screw-in length in component II made of structural timber (without drill point)
d_{pd}	Predrill diameter of component I and component II

The thickness t_{II} corresponds to the load-bearing screw-in length of the fastening screw in component II if the load-bearing screw-in length does not cover the entire component thickness.

Performance characteristics

The design relevant performance characteristics of a connection are indicated in the Annexes of the fastening screws:

$N_{R,k}$	Characteristic value of tension resistance
$V_{R,k}$	Characteristic value of shear resistance
u	Maximum allowed head displacement of the fastening screw

In some cases, component-specific performance characteristics are indicated for an individual calculation of the design relevant performance characteristics of a connection:

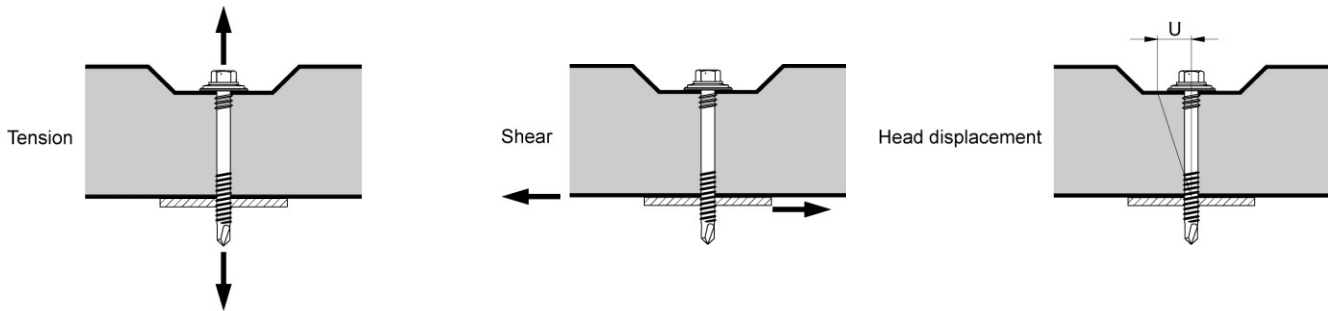
$N_{R,I,k}$	Characteristic value of pull-through resistance for the outer skin of component I
$N_{R,II,k}$	Characteristic value of pull-out resistance for component II
$V_{R,I,k}$	Characteristic value of hole bearing resistance for the inner skin of component I
$V_{R,II,k}$	Characteristic value of hole bearing resistance for component II
$M_{y,Rk}$	Characteristic value of yield moment of the fastening screw (for component II made of structural timber)
$f_{ax,k}$	Characteristic value of withdrawal strength for component II made of structural timber
$f_{h,k}$	Characteristic value of embedding strength for component II made of structural timber

Terms and explanations

Fastening screws for sandwich panels

Annex 1

Occurred loadings of a connection



Design values

The design values of tension and shear resistance of a connection have to be determined as follows:

$$N_{R,d} = \frac{N_{R,k}}{\gamma_M}$$

$$V_{R,d} = \frac{V_{R,k}}{\gamma_M}$$

$N_{R,d}$ Design value of tension resistance

$V_{R,d}$ Design value of shear resistance

γ_M Partial safety factor

The recommended partial safety factor γ_M is 1,33, provided no partial safety factor is given in national regulations or national Annexes to Eurocode 3.

Special conditions

If the component thickness t_{N1} , t_{N2} or t_{II} lies in between two indicated component thicknesses, the characteristic value may be calculated by linear interpolation.

For asymmetric components II made of metal (e.g. Z- or C-shaped profiles) with component thickness $t_{II} < 5$ mm, the characteristic value $N_{R,k}$ has to be reduced to 70%.

In case of combined loading by tension and shear forces the following interaction equation has to be taken into account:

$$\frac{N_{S,d}}{N_{R,d}} + \frac{V_{S,d}}{V_{R,d}} \leq 1,0$$

$N_{S,d}$ Design value of the applied tension forces

$V_{S,d}$ Design value of the applied shear forces

Head displacement

The head displacement of the fastening screw because of thermal expansion of the outer skin of the sandwich panel may not exceed the maximum allowed head displacement of the fastening screw.

Installation conditions

The installation is carried out according to the manufacturer's instruction.

The load bearing screw-in length of the fastening screw specified by the manufacturer must be considered.

The fastening screws must be processed with a suitable drill driver (e.g., cordless drill driver with depth stop). The use of an impact wrench is not allowed.

The fastening screws must be fixed rectangular to the surface of the component.

Component I and component II must be in direct contact with each other. The use of compression resistant thermal insulation strips up to a thickness of 3 mm is allowed.

Design and installation	Annex 2
Fastening screws for sandwich panels	

Component II made of timber

The characteristic values of tension and shear resistance for other k_{mod} or ρ_k as indicated in the Annex of the fastening screw can be determined as follows:

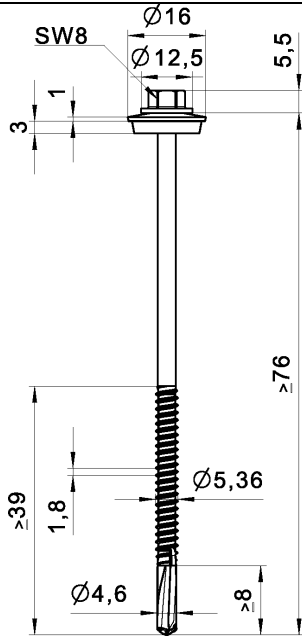
$$N_{R,k} = \min \left\{ \begin{array}{l} N_{R,I,k} \\ N_{R,II,k} * k_{mod} \end{array} \right. \quad V_{R,k} = \min \left\{ \begin{array}{l} V_{R,I,k} \\ V_{R,II,k} * k_{mod} \end{array} \right.$$

$N_{R,I,k}$ and $V_{R,I,k}$ are given in the annex of the fastening screw.

$N_{R,II,k}$ is determined according to EN 1995-1-1:2004 + A1:2008, equation (8.40a), with $f_{ax,k}$ given in the Annex of the fastening screw.

$V_{R,II,k}$ is determined according to EN 1995-1-1:2004 + A1:2008, equation (8.9), with $M_{y,Rk}$ given in the Annex of the fastening screw.

Additional provisions	
Fastening screws for sandwich panels	Annex 3



Material:

Fastener: carbon steel, case hardened and coated

Washer: aluminium alloy EN AW-5754 - EN 485

Component I: S280GD, S320GD, S350GD, S390GD, S420GD, S450GD - EN 10346

Component II: S235, S275, S355, S420 - EN 10025-1
S280GD, S320GD, S350GD, S390GD, S420GD, S450GD - EN 10346

Drilling capacity: $\Sigma t_i \leq 6,00$ mm

Timber substructures:

No performance determined

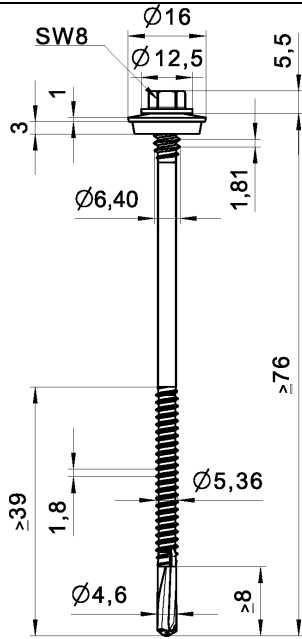
t_{N1}, t_{N2}, d, D [mm]	t_{II} [mm]									
	1,50	2,00	2,50	3,00	3,50	4,00	4,50	5,00	—	
$V_{R,k}$ [kN]	0,40	0,79	0,79	0,79	0,79	0,79	0,79	0,79	0,79	—
	0,50	0,97	0,97	0,97	0,97	0,97	0,97	0,97	0,97	—
	0,55	1,19	1,19	1,19	1,19	1,19	1,19	1,19	1,19	—
	0,60	1,40	1,40	1,40	1,40	1,40	1,40	1,40	1,40	—
	0,63	1,53	1,53	1,53	1,53	1,53	1,53	1,53	1,53	—
	0,75	2,05	2,05	2,05	2,05	2,05	2,05	2,05	2,05	—
	0,88	2,29	2,29	2,29	2,29	2,29	2,29	2,29	2,29	—
	1,00	2,51	2,51	2,51	2,51	2,51	2,51	2,51	2,51	—
$N_{R,k}$ [kN]	0,40	1,39	1,40	1,40	1,40	1,40	1,40	1,40	1,40	—
	0,50	1,39	1,63	1,63	1,63	1,63	1,63	1,63	1,63	—
	0,55	1,39	2,03	2,03	2,03	2,03	2,03	2,03	2,03	—
	0,60	1,39	2,43	2,43	2,43	2,43	2,43	2,43	2,43	—
	0,63	1,39	2,68	2,68	2,68	2,68	2,68	2,68	2,68	—
	0,75	1,39	2,86	3,64	3,64	3,64	3,64	3,64	3,64	—
	0,88	1,39	2,86	4,04	4,04	4,04	4,04	4,04	4,04	—
	1,00	1,39	2,86	4,32	4,41	4,41	4,41	4,41	4,41	—
u [mm]	40	4,0	2,0	2,0	2,0	2,0	2,0	2,0	2,0	—
	50	5,0	2,8	2,8	2,8	2,8	2,8	2,8	2,8	—
	60	6,0	3,5	3,5	3,5	3,5	3,5	3,5	3,5	—
	70	7,0	4,1	4,1	4,1	4,1	4,1	4,1	4,1	—
	80	8,0	4,7	4,7	4,7	4,7	4,7	4,7	4,7	—
	90	9,0	5,3	5,3	5,3	5,3	5,3	5,3	5,3	—
	≥ 100	10,0	5,8	5,8	5,8	5,8	5,8	5,8	5,8	—
$N_{R,k,II}$ [kN]	1,39	2,86	4,32	5,79	7,25	8,71	8,71	8,71	—	

No additional regulations.

Self-drilling screw

Hilti S-CDH 53 C 5,5 x L
with hexagon head and sealing washer Ø16 mm

Annex 4



Material:

Fastener: carbon steel, case hardened and coated
 Washer: aluminium alloy EN AW-5754 - EN 485
 Component I: S280GD, S320GD, S350GD, S390GD, S420GD, S450GD - EN 10346
 Component II: S235, S275, S355, S420 - EN 10025-1
 S280GD, S320GD, S350GD, S390GD, S420GD, S450GD - EN 10346

Drilling capacity: $\Sigma t_i \leq 6,00$ mm

Timber substructures:

No performance determined

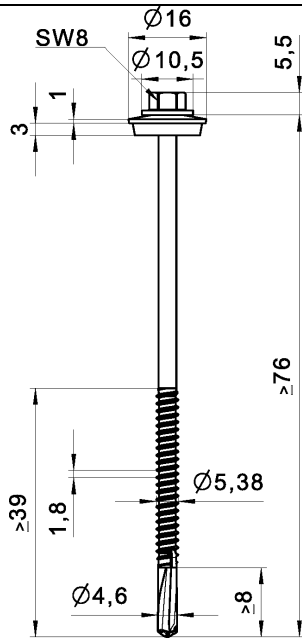
t_{N1}, t_{N2}, d, D [mm]	t_{II} [mm]									
	1,50	2,00	2,50	3,00	3,50	4,00	4,50	5,00	—	
$V_{R,k}$ [kN]	0,40	0,79	0,79	0,79	0,79	0,79	0,79	0,79	0,79	—
	0,50	0,97	0,97	0,97	0,97	0,97	0,97	0,97	0,97	—
	0,55	1,19	1,19	1,19	1,19	1,19	1,19	1,19	1,19	—
	0,60	1,40	1,40	1,40	1,40	1,40	1,40	1,40	1,40	—
	0,63	1,53	1,53	1,53	1,53	1,53	1,53	1,53	1,53	—
	0,75	2,05	2,05	2,05	2,05	2,05	2,05	2,05	2,05	—
	0,88	2,29	2,29	2,29	2,29	2,29	2,29	2,29	2,29	—
	1,00	2,51	2,51	2,51	2,51	2,51	2,51	2,51	2,51	—
$N_{R,k}$ [kN]	0,40	1,39	1,40	1,40	1,40	1,40	1,40	1,40	1,40	—
	0,50	1,39	1,63	1,63	1,63	1,63	1,63	1,63	1,63	—
	0,55	1,39	2,03	2,03	2,03	2,03	2,03	2,03	2,03	—
	0,60	1,39	2,43	2,43	2,43	2,43	2,43	2,43	2,43	—
	0,63	1,39	2,68	2,68	2,68	2,68	2,68	2,68	2,68	—
	0,75	1,39	2,86	3,64	3,64	3,64	3,64	3,64	3,64	—
	0,88	1,39	2,86	4,04	4,04	4,04	4,04	4,04	4,04	—
	1,00	1,39	2,86	4,32	4,41	4,41	4,41	4,41	4,41	—
u [mm]	40	4,0	2,0	2,0	2,0	2,0	2,0	2,0	2,0	—
	50	5,0	2,8	2,8	2,8	2,8	2,8	2,8	2,8	—
	60	6,0	3,5	3,5	3,5	3,5	3,5	3,5	3,5	—
	70	7,0	4,1	4,1	4,1	4,1	4,1	4,1	4,1	—
	80	8,0	4,7	4,7	4,7	4,7	4,7	4,7	4,7	—
	90	9,0	5,3	5,3	5,3	5,3	5,3	5,3	5,3	—
	≥ 100	10,0	5,8	5,8	5,8	5,8	5,8	5,8	5,8	—
$N_{R,k,II}$ [kN]	1,39	2,86	4,32	5,79	7,25	8,71	8,71	8,71	—	

No additional regulations.

Self-drilling screw

Hilti S-CD 53 C 5,5 x L
 with hexagon head and sealing washer Ø16 mm

Annex 6



Material:

Fastener: stainless steel (1.4301, 1.4401, 1.4571) - EN 10088

Washer: stainless steel (1.4301) - EN 10088

Component I: S280GD, S320GD, S350GD, S390GD, S420GD, S450GD - EN 10346

Component II: S235, S275, S355, S420 - EN 10025-1
S280GD, S320GD, S350GD, S390GD, S420GD, S450GD - EN 10346

Drilling capacity: $\Sigma t_i \leq 6,00$ mm

Timber substructures:

No performance determined

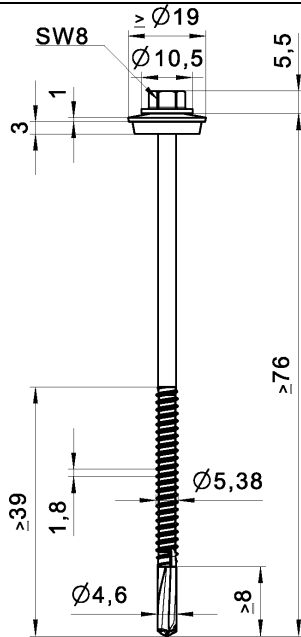
t _{N1} , t _{N2} , d, D [mm]	t _{II} [mm]									
	1,50	2,00	2,50	3,00	4,00	5,00	6,00	8,00	≥ 10,0	
V _{R,k} [kN]	0,40	0,65	0,65	0,65	0,65	0,65	0,65	—	—	—
	0,50	1,17	1,17	1,17	1,17	1,17	1,17	—	—	—
	0,55	1,36	1,36	1,36	1,36	1,36	1,36	—	—	—
	0,60	1,54	1,54	1,54	1,54	1,54	1,54	—	—	—
	0,63	1,65	1,65	1,65	1,65	1,65	1,65	—	—	—
	0,75	2,03	2,03	2,03	2,03	2,03	2,03	—	—	—
	0,88	2,40	2,40	2,40	2,40	2,40	2,40	—	—	—
	1,00	2,68	2,68	2,68	2,68	2,68	2,68	—	—	—
N _{R,k} [kN]	0,40	—	—	—	—	—	—	—	—	—
	0,50	1,80	1,92	1,92	1,92	1,92	1,92	—	—	—
	0,55	1,80	2,19	2,19	2,19	2,19	2,19	—	—	—
	0,60	1,80	2,48	2,48	2,48	2,48	2,48	—	—	—
	0,63	1,80	2,65	2,65	2,65	2,65	2,65	—	—	—
	0,75	1,80	2,80	3,57	3,57	3,57	3,57	—	—	—
	0,88	1,80	2,80	3,57	3,57	3,57	3,57	—	—	—
	1,00	1,80	2,80	3,57	3,57	3,57	3,57	—	—	—
u [mm]	40	18,0	8,0	7,0	6,0	5,0	3,0	—	—	—
	50	22,0	10,5	9,0	7,5	6,5	4,3	—	—	—
	60	26,0	13,0	11,0	9,0	8,0	5,5	—	—	—
	70	29,5	16,5	14,0	12,0	11,5	6,8	—	—	—
	80	33,0	20,0	17,5	15,0	14,0	8,0	—	—	—
	100	33,0	20,0	17,5	15,0	14,0	10,0	—	—	—
	120	33,0	20,0	17,5	15,0	14,0	12,0	—	—	—
≥ 140	33,0	20,0	17,5	15,0	14,0	14,0	—	—	—	
N _{R,k,II} [kN]	1,94	2,84	3,83	4,89	7,18	7,18	—	—	—	

If component t_{N1} resp. t_{N2} is made of steel grade higher than S280GD the grey highlighted values may be increased by 8,3%. If both components t_{N1} resp. t_{N2} and t_{II} are made of steel grade higher than S280GD all values V_{R,k} and N_{R,k} may be increased by 8,3%. If component t_{II} is made of steel grade higher than S235 or S280GD the values N_{R,k,II} may be increased by 8,3%.

Self-drilling screw

Hilti S-CDH 53 S 5,5 x L
Hilti S-CDH 53 SS 5,5 x L
with hexagon head and sealing washer Ø16 mm

Annex 8



Material:

Fastener: stainless steel (1.4301, 1.4401, 1.4571) - EN 10088

Washer: stainless steel (1.4301) - EN 10088

Component I: S280GD, S320GD, S350GD, S390GD, S420GD, S450GD - EN 10346

Component II: S235, S275, S355, S420 - EN 10025-1
S280GD, S320GD, S350GD, S390GD, S420GD, S450GD - EN 10346

Drilling capacity: $\Sigma t_i \leq 6,00$ mm

Timber substructures:

No performance determined

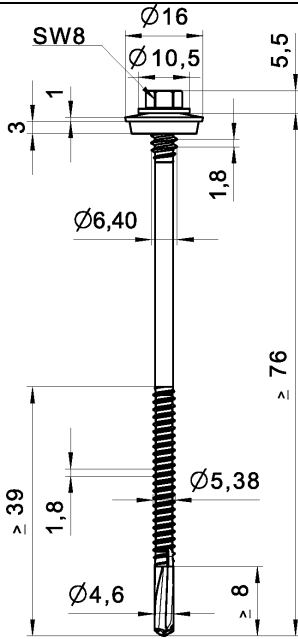
t_{N1}, t_{N2}, d, D [mm]	t_{II} [mm]									
	1,50	2,00	2,50	3,00	4,00	5,00	6,00	8,00	$\geq 10,0$	
$V_{R,k}$ [kN]	0,40	0,65	0,65	0,65	0,65	0,65	0,65	—	—	—
	0,50	1,17	1,17	1,17	1,17	1,17	1,17	—	—	—
	0,55	1,36	1,36	1,36	1,36	1,36	1,36	—	—	—
	0,60	1,54	1,54	1,54	1,54	1,54	1,54	—	—	—
	0,63	1,65	1,65	1,65	1,65	1,65	1,65	—	—	—
	0,75	2,03	2,03	2,03	2,03	2,03	2,03	—	—	—
	0,88	2,40	2,40	2,40	2,40	2,40	2,40	—	—	—
	1,00	2,68	2,68	2,68	2,68	2,68	2,68	—	—	—
$N_{R,k}$ [kN]	0,40	—	—	—	—	—	—	—	—	—
	0,50	1,80	2,60	2,60	2,60	2,60	2,60	—	—	—
	0,55	1,80	2,80	3,00	3,00	3,00	3,00	—	—	—
	0,60	1,80	2,80	3,25	3,25	3,25	3,25	—	—	—
	0,63	1,80	2,80	3,40	3,40	3,40	3,40	—	—	—
	0,75	1,80	2,80	3,80	4,20	4,20	4,20	—	—	—
	0,88	1,80	2,80	3,80	4,50	4,50	4,50	—	—	—
	1,00	1,80	2,80	3,80	4,50	4,50	4,50	—	—	—
u [mm]	40	18,0	8,0	7,0	6,0	5,0	3,0	—	—	—
	50	22,0	10,5	9,0	7,5	6,5	4,3	—	—	—
	60	26,0	13,0	11,0	9,0	8,0	5,5	—	—	—
	70	29,5	16,5	14,0	12,0	11,5	6,8	—	—	—
	80	33,0	20,0	17,5	15,0	14,0	8,0	—	—	—
	100	33,0	20,0	17,5	15,0	14,0	10,0	—	—	—
	120	33,0	20,0	17,5	15,0	14,0	12,0	—	—	—
≥ 140	33,0	20,0	17,5	15,0	14,0	14,0	—	—	—	
$N_{R,k,II}$ [kN]	1,94	2,84	3,83	4,89	7,18	7,18	—	—	—	

If component t_{N1} resp. t_{N2} is made of steel grade higher than S280GD the grey highlighted values may be increased by 8,3%. If both components t_{N1} resp. t_{N2} and t_{II} are made of steel grade higher than S280GD all values $V_{R,k}$ and $N_{R,k}$ may be increased by 8,3%. If component t_{II} is made of steel grade higher than S235 or S280GD the values $N_{R,k,II}$ may be increased by 8,3%.

Self-drilling screw

Hilti S-CDH 63 S 5,5 x L
Hilti S-CDH 63 SS 5,5 x L
Hilti S-CDH 73 S 5,5 x L
Hilti S-CDH 73 SS 5,5 x L
with hexagon head and sealing washer $\geq \varnothing 19$ mm

Annex 9



Material:

Fastener: stainless steel (1.4301, 1.4401, 1.4571) - EN 10088

Washer: stainless steel (1.4301) - EN 10088

Component I: S280GD, S320GD, S350GD, S390GD, S420GD, S450GD - EN 10346

Component II: S235, S275, S355, S420 - EN 10025-1
S280GD, S320GD, S350GD, S390GD, S420GD, S450GD - EN 10346

Drilling capacity: $\Sigma t_i \leq 6,00$ mm

Timber substructures:

No performance determined

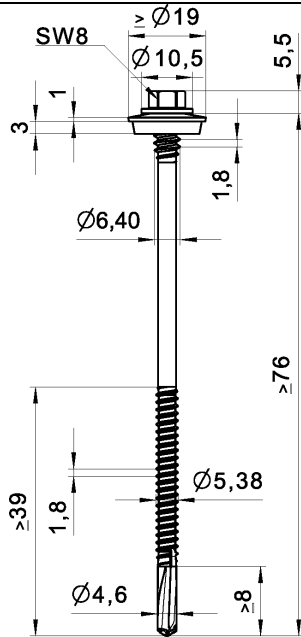
t_{N1}, t_{N2}, d, D [mm]	t_{II} [mm]									
	1,50	2,00	2,50	3,00	4,00	5,00	6,00	8,00	≥ 10,0	
$V_{R,k}$ [kN]	0,40	0,65	0,65	0,65	0,65	0,65	0,65	—	—	—
	0,50	1,17	1,17	1,17	1,17	1,17	1,17	—	—	—
	0,55	1,36	1,36	1,36	1,36	1,36	1,36	—	—	—
	0,60	1,54	1,54	1,54	1,54	1,54	1,54	—	—	—
	0,63	1,65	1,65	1,65	1,65	1,65	1,65	—	—	—
	0,75	2,03	2,03	2,03	2,03	2,03	2,03	—	—	—
	0,88	2,40	2,40	2,40	2,40	2,40	2,40	—	—	—
	1,00	2,68	2,68	2,68	2,68	2,68	2,68	—	—	—
$N_{R,k}$ [kN]	0,40	—	—	—	—	—	—	—	—	—
	0,50	1,80	1,92	1,92	1,92	1,92	1,92	—	—	—
	0,55	1,80	2,19	2,19	2,19	2,19	2,19	—	—	—
	0,60	1,80	2,48	2,48	2,48	2,48	2,48	—	—	—
	0,63	1,80	2,65	2,65	2,65	2,65	2,65	—	—	—
	0,75	1,80	2,80	3,57	3,57	3,57	3,57	—	—	—
	0,88	1,80	2,80	3,57	3,57	3,57	3,57	—	—	—
	1,00	1,80	2,80	3,57	3,57	3,57	3,57	—	—	—
u [mm]	40	18,0	8,0	7,0	6,0	5,0	3,0	—	—	—
	50	22,0	10,5	9,0	7,5	6,5	4,3	—	—	—
	60	26,0	13,0	11,0	9,0	8,0	5,5	—	—	—
	70	29,5	16,5	14,0	12,0	11,5	6,8	—	—	—
	80	33,0	20,0	17,5	15,0	14,0	8,0	—	—	—
	100	33,0	20,0	17,5	15,0	14,0	10,0	—	—	—
	120	33,0	20,0	17,5	15,0	14,0	12,0	—	—	—
	≥ 140	33,0	20,0	17,5	15,0	14,0	14,0	—	—	—
$N_{R,k,II}$ [kN]	1,94	2,84	3,83	4,89	7,18	7,18	—	—	—	

If component t_{N1} resp. t_{N2} is made of steel grade higher than S280GD the grey highlighted values may be increased by 8,3%. If both components t_{N1} resp. t_{N2} and t_{II} are made of steel grade higher than S280GD all values $V_{R,k}$ and $N_{R,k}$ may be increased by 8,3%. If component t_{II} is made of steel grade higher than S235 or S280GD the values $N_{R,k,II}$ may be increased by 8,3%.

Self-drilling screw

Hilti S-CD 53 S 5,5 x L
Hilti S-CD 53 SS 5,5 x L
with hexagon head and sealing washer Ø16 mm

Annex 10



Material:

Fastener: stainless steel (1.4301, 1.4401, 1.4571) - EN 10088

Washer: stainless steel (1.4301) - EN 10088

Component I: S280GD, S320GD, S350GD, S390GD, S420GD, S450GD - EN 10346

Component II: S235, S275, S355, S420 - EN 10025-1
S280GD, S320GD, S350GD, S390GD, S420GD, S450GD - EN 10346

Drilling capacity: $\Sigma t_i \leq 6,00$ mm

Timber substructures:

No performance determined

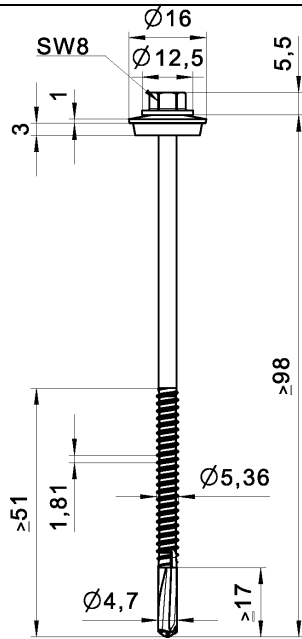
t_{N1}, t_{N2}, d, D [mm]	t_{II} [mm]									
	1,50	2,00	2,50	3,00	4,00	5,00	6,00	8,00	$\geq 10,0$	
$V_{R,k}$ [kN]	0,40	0,65	0,65	0,65	0,65	0,65	0,65	—	—	—
	0,50	1,17	1,17	1,17	1,17	1,17	1,17	—	—	—
	0,55	1,36	1,36	1,36	1,36	1,36	1,36	—	—	—
	0,60	1,54	1,54	1,54	1,54	1,54	1,54	—	—	—
	0,63	1,65	1,65	1,65	1,65	1,65	1,65	—	—	—
	0,75	2,03	2,03	2,03	2,03	2,03	2,03	—	—	—
	0,88	2,40	2,40	2,40	2,40	2,40	2,40	—	—	—
	1,00	2,68	2,68	2,68	2,68	2,68	2,68	—	—	—
$N_{R,k}$ [kN]	0,40	—	—	—	—	—	—	—	—	—
	0,50	1,80	2,60	2,60	2,60	2,60	2,60	—	—	—
	0,55	1,80	2,80	3,00	3,00	3,00	3,00	—	—	—
	0,60	1,80	2,80	3,25	3,25	3,25	3,25	—	—	—
	0,63	1,80	2,80	3,40	3,40	3,40	3,40	—	—	—
	0,75	1,80	2,80	3,80	4,20	4,20	4,20	—	—	—
	0,88	1,80	2,80	3,80	4,50	4,50	4,50	—	—	—
	1,00	1,80	2,80	3,80	4,50	4,50	4,50	—	—	—
u [mm]	40	18,0	8,0	7,0	6,0	5,0	3,0	—	—	—
	50	22,0	10,5	9,0	7,5	6,5	4,3	—	—	—
	60	26,0	13,0	11,0	9,0	8,0	5,5	—	—	—
	70	29,5	16,5	14,0	12,0	11,5	6,8	—	—	—
	80	33,0	20,0	17,5	15,0	14,0	8,0	—	—	—
	100	33,0	20,0	17,5	15,0	14,0	10,0	—	—	—
	120	33,0	20,0	17,5	15,0	14,0	12,0	—	—	—
≥ 140	33,0	20,0	17,5	15,0	14,0	14,0	—	—	—	
$N_{R,k,II}$ [kN]	1,94	2,84	3,83	4,89	7,18	7,18	—	—	—	

If component t_{N1} resp. t_{N2} is made of steel grade higher than S280GD the grey highlighted values may be increased by 8,3%. If both components t_{N1} resp. t_{N2} and t_{II} are made of steel grade higher than S280GD all values $V_{R,k}$ and $N_{R,k}$ may be increased by 8,3%. If component t_{II} is made of steel grade higher than S235 or S280GD the values $N_{R,k,II}$ may be increased by 8,3%.

Self-drilling screw

Hilti S-CD 63 S 5,5 x L
Hilti S-CD 63 SS 5,5 x L
Hilti S-CD 73 S 5,5 x L
Hilti S-CD 73 SS 5,5 x L
with hexagon head and sealing washer $\geq \varnothing 19$ mm

Annex 11



Material:

Fastener: carbon steel, case hardened and coated
 Washer: aluminium alloy EN AW-5754 - EN 485
 Component I: S280GD, S320GD, S350GD - EN 10346
 Component II: S235, S275, S355 - EN 10025-1
 S280GD, S320GD, S350GD - EN 10346

Drilling capacity: $\Sigma t_i \leq 15,00$ mm

Timber substructures:

No performance determined

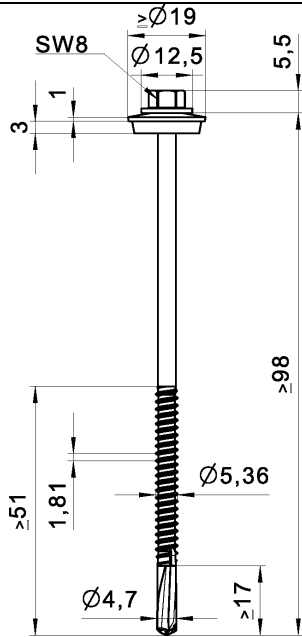
t_{N1}, t_{N2}, d, D [mm]	t_{II} [mm]						—	—	—	
	4,00	5,00	6,00	7,00	8,00	$\geq 10,0$				
$V_{R,k}$ [kN]	0,40	0,80	0,80	0,80	0,80	0,80	0,80	—	—	—
	0,50	0,97	0,97	0,97	0,97	0,97	0,97	—	—	—
	0,55	1,19	1,19	1,19	1,19	1,19	1,19	—	—	—
	0,60	1,40	1,40	1,40	1,40	1,40	1,40	—	—	—
	0,63	1,53	1,53	1,53	1,53	1,53	1,53	—	—	—
	0,75	2,05	2,05	2,05	2,05	2,05	2,05	—	—	—
	0,88	2,29	2,29	2,29	2,29	2,29	2,29	—	—	—
	1,00	2,51	2,51	2,51	2,51	2,51	2,51	—	—	—
$N_{R,k}$ [kN]	0,40	1,40	1,40	1,40	1,40	1,40	1,40	—	—	—
	0,50	1,63	1,63	1,63	1,63	1,63	1,63	—	—	—
	0,55	2,03	2,03	2,03	2,03	2,03	2,03	—	—	—
	0,60	2,43	2,43	2,43	2,43	2,43	2,43	—	—	—
	0,63	2,68	2,68	2,68	2,68	2,68	2,68	—	—	—
	0,75	3,64	3,64	3,64	3,64	3,64	3,64	—	—	—
	0,88	4,04	4,04	4,04	4,04	4,04	4,04	—	—	—
	1,00	4,41	4,41	4,41	4,41	4,41	4,41	—	—	—
u [mm]	40	2,0	2,0	2,0	2,0	2,0	2,0	—	—	—
	50	3,0	3,0	3,0	3,0	3,0	3,0	—	—	—
	60	4,0	4,0	4,0	4,0	4,0	4,0	—	—	—
	70	4,7	4,7	4,7	4,7	4,7	4,7	—	—	—
	80	5,3	5,3	5,3	5,3	5,3	5,3	—	—	—
	90	6,0	6,0	6,0	6,0	6,0	6,0	—	—	—
	≥ 100	6,7	6,7	6,7	6,7	6,7	6,7	—	—	—
$N_{R,k,II}$ [kN]	7,94	7,94	7,94	7,94	7,94	7,94	7,94	—	—	—

No additional regulations.

Self-drilling screw

Hilti S-CDH 55 C 5,5 x L
 with hexagon head and sealing washer $\varnothing 16$ mm

Annex 12



Material:

Fastener: carbon steel, case hardened and coated
 Washer: aluminium alloy EN AW-5754 - EN 485
 Component I: S280GD, S320GD, S350GD - EN 10346
 Component II: S235, S275, S355 - EN 10025-1
 S280GD, S320GD, S350GD - EN 10346

Drilling capacity: $\Sigma t_i \leq 15,00$ mm

Timber substructures:

No performance determined

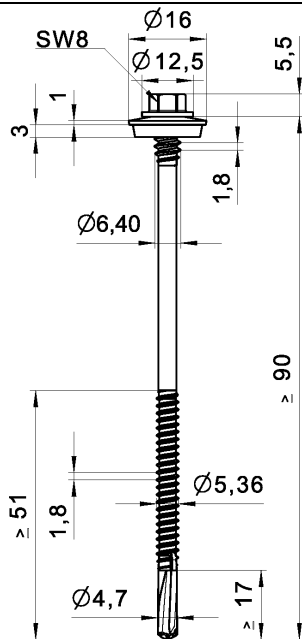
t_{N1}, t_{N2}, d, D [mm]	t_{II} [mm]						—	—	—	
	4,00	5,00	6,00	7,00	8,00	$\geq 10,0$				
$V_{R,k}$ [kN]	0,40	0,80	0,80	0,80	0,80	0,80	0,80	—	—	—
	0,50	0,97	0,97	0,97	0,97	0,97	0,97	—	—	—
	0,55	1,19	1,19	1,19	1,19	1,19	1,19	—	—	—
	0,60	1,40	1,40	1,40	1,40	1,40	1,40	—	—	—
	0,63	1,53	1,53	1,53	1,53	1,53	1,53	—	—	—
	0,75	2,05	2,05	2,05	2,05	2,05	2,05	—	—	—
	0,88	2,29	2,29	2,29	2,29	2,29	2,29	—	—	—
	1,00	2,51	2,51	2,51	2,51	2,51	2,51	—	—	—
$N_{R,k}$ [kN]	0,40	1,53	1,53	1,53	1,53	1,53	1,53	—	—	—
	0,50	1,79	1,79	1,79	1,79	1,79	1,79	—	—	—
	0,55	2,20	2,20	2,20	2,20	2,20	2,20	—	—	—
	0,60	2,61	2,61	2,61	2,61	2,61	2,61	—	—	—
	0,63	2,86	2,86	2,86	2,86	2,86	2,86	—	—	—
	0,75	3,85	3,85	3,85	3,85	3,85	3,85	—	—	—
	0,88	4,15	4,15	4,15	4,15	4,15	4,15	—	—	—
	1,00	4,42	4,42	4,42	4,42	4,42	4,42	—	—	—
u [mm]	40	2,0	2,0	2,0	2,0	2,0	2,0	—	—	—
	50	3,0	3,0	3,0	3,0	3,0	3,0	—	—	—
	60	4,0	4,0	4,0	4,0	4,0	4,0	—	—	—
	70	4,7	4,7	4,7	4,7	4,7	4,7	—	—	—
	80	5,3	5,3	5,3	5,3	5,3	5,3	—	—	—
	90	6,0	6,0	6,0	6,0	6,0	6,0	—	—	—
	≥ 100	6,7	6,7	6,7	6,7	6,7	6,7	—	—	—
$N_{R,k,II}$ [kN]	7,94	7,94	7,94	7,94	7,94	7,94	7,94	—	—	—

No additional regulations.

Self-drilling screw

Hilti S-CDH 65 C 5,5 x L
 Hilti S-CDH 75 C 5,5 x L
 with hexagon head and sealing washer $\geq \varnothing 19$ mm

Annex 13



Material:

Fastener: carbon steel, case hardened and coated
 Washer: aluminium alloy EN AW-5754 - EN 485
 Component I: S280GD, S320GD, S350GD - EN 10346
 Component II: S235, S275, S355 - EN 10025-1
 S280GD, S320GD, S350GD - EN 10346

Drilling capacity: $\Sigma t_i \leq 15,00$ mm

Timber substructures:

No performance determined

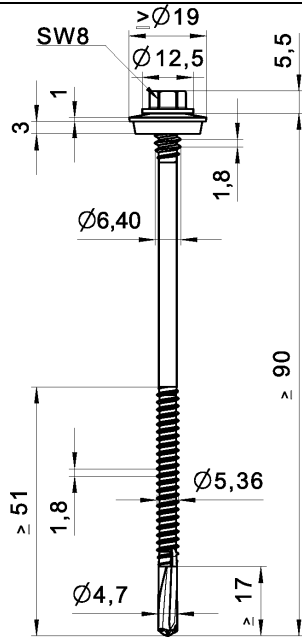
t_{N1}, t_{N2}, d, D [mm]	t_{II} [mm]						—	—	—	
	4,00	5,00	6,00	7,00	8,00	$\geq 10,0$				
$V_{R,k}$ [kN]	0,40	0,80	0,80	0,80	0,80	0,80	0,80	—	—	—
	0,50	0,97	0,97	0,97	0,97	0,97	0,97	—	—	—
	0,55	1,19	1,19	1,19	1,19	1,19	1,19	—	—	—
	0,60	1,40	1,40	1,40	1,40	1,40	1,40	—	—	—
	0,63	1,53	1,53	1,53	1,53	1,53	1,53	—	—	—
	0,75	2,05	2,05	2,05	2,05	2,05	2,05	—	—	—
	0,88	2,29	2,29	2,29	2,29	2,29	2,29	—	—	—
	1,00	2,51	2,51	2,51	2,51	2,51	2,51	—	—	—
$N_{R,k}$ [kN]	0,40	1,40	1,40	1,40	1,40	1,40	1,40	—	—	—
	0,50	1,63	1,63	1,63	1,63	1,63	1,63	—	—	—
	0,55	2,03	2,03	2,03	2,03	2,03	2,03	—	—	—
	0,60	2,43	2,43	2,43	2,43	2,43	2,43	—	—	—
	0,63	2,68	2,68	2,68	2,68	2,68	2,68	—	—	—
	0,75	3,64	3,64	3,64	3,64	3,64	3,64	—	—	—
	0,88	4,04	4,04	4,04	4,04	4,04	4,04	—	—	—
	1,00	4,41	4,41	4,41	4,41	4,41	4,41	—	—	—
u [mm]	40	2,0	2,0	2,0	2,0	2,0	2,0	—	—	—
	50	3,0	3,0	3,0	3,0	3,0	3,0	—	—	—
	60	4,0	4,0	4,0	4,0	4,0	4,0	—	—	—
	70	4,7	4,7	4,7	4,7	4,7	4,7	—	—	—
	80	5,3	5,3	5,3	5,3	5,3	5,3	—	—	—
	90	6,0	6,0	6,0	6,0	6,0	6,0	—	—	—
	≥ 100	6,7	6,7	6,7	6,7	6,7	6,7	—	—	—
$N_{R,k,II}$ [kN]	7,94	7,94	7,94	7,94	7,94	7,94	7,94	—	—	—

No additional regulations.

Self-drilling screw

Hilti S-CD 55 C 5,5 x L
 with hexagon head and sealing washer $\varnothing 16$ mm

Annex 14



Material:

Fastener: carbon steel, case hardened and coated
 Washer: aluminium alloy EN AW-5754 - EN 485
 Component I: S280GD, S320GD, S350GD - EN 10346
 Component II: S235, S275, S355 - EN 10025-1
 S280GD, S320GD, S350GD - EN 10346

Drilling capacity: $\Sigma t_i \leq 15,00$ mm

Timber substructures:

No performance determined

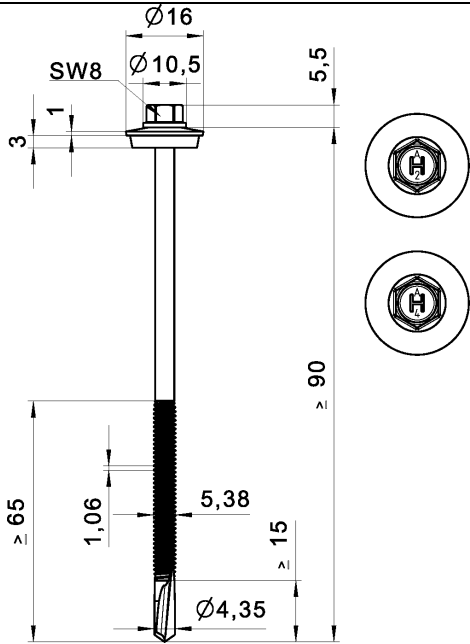
t_{N1}, t_{N2}, d, D [mm]	t_{II} [mm]						—	—	—	
	4,00	5,00	6,00	7,00	8,00	$\geq 10,0$				
$V_{R,k}$ [kN]	0,40	0,80	0,80	0,80	0,80	0,80	0,80	—	—	—
	0,50	0,97	0,97	0,97	0,97	0,97	0,97	—	—	—
	0,55	1,19	1,19	1,19	1,19	1,19	1,19	—	—	—
	0,60	1,40	1,40	1,40	1,40	1,40	1,40	—	—	—
	0,63	1,53	1,53	1,53	1,53	1,53	1,53	—	—	—
	0,75	2,05	2,05	2,05	2,05	2,05	2,05	—	—	—
	0,88	2,29	2,29	2,29	2,29	2,29	2,29	—	—	—
	1,00	2,51	2,51	2,51	2,51	2,51	2,51	—	—	—
$N_{R,k}$ [kN]	0,40	1,53	1,53	1,53	1,53	1,53	1,53	—	—	—
	0,50	1,79	1,79	1,79	1,79	1,79	1,79	—	—	—
	0,55	2,20	2,20	2,20	2,20	2,20	2,20	—	—	—
	0,60	2,61	2,61	2,61	2,61	2,61	2,61	—	—	—
	0,63	2,86	2,86	2,86	2,86	2,86	2,86	—	—	—
	0,75	3,85	3,85	3,85	3,85	3,85	3,85	—	—	—
	0,88	4,15	4,15	4,15	4,15	4,15	4,15	—	—	—
	1,00	4,42	4,42	4,42	4,42	4,42	4,42	—	—	—
u [mm]	40	2,0	2,0	2,0	2,0	2,0	2,0	—	—	—
	50	3,0	3,0	3,0	3,0	3,0	3,0	—	—	—
	60	4,0	4,0	4,0	4,0	4,0	4,0	—	—	—
	70	4,7	4,7	4,7	4,7	4,7	4,7	—	—	—
	80	5,3	5,3	5,3	5,3	5,3	5,3	—	—	—
	90	6,0	6,0	6,0	6,0	6,0	6,0	—	—	—
	≥ 100	6,7	6,7	6,7	6,7	6,7	6,7	—	—	—
$N_{R,k,II}$ [kN]	7,94	7,94	7,94	7,94	7,94	7,94	7,94	—	—	—

No additional regulations.

Self-drilling screw

Hilti S-CD 65 C 5,5 x L
 Hilti S-CD 75 C 5,5 x L
 with hexagon head and sealing washer $\geq \varnothing 19$ mm

Annex 15



Material:

Fastener: stainless steel (1.4301, 1.4401, 1.4571) - EN 10088
 Washer: stainless steel (1.4301) - EN 10088
 Component I: S280GD, S320GD, S350GD - EN 10346
 Component II: S235 - EN 10025-1
 S280GD, S320GD - EN 10346

Drilling capacity: $\Sigma t_i \leq 12,00$ mm

Timber substructures:

No performance determined

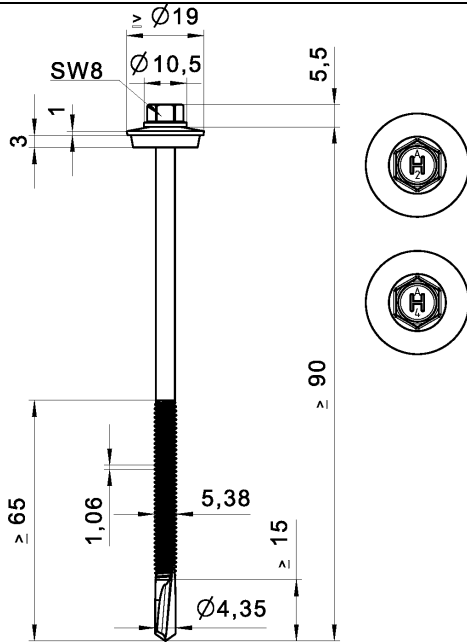
	t_{N1}, t_{N2}, d, D [mm]	t_{II} [mm]								
		3,00	4,00	5,00	6,00	8,00	9,00	10,0	11,0	$\geq 12,0$
$V_{R,k}$ [kN]	0,40	0,99	0,99	0,99	0,99	0,99	0,99	0,99	0,99	—
	0,50	1,46	1,46	1,46	1,46	1,46	1,46	1,46	1,46	—
	0,55	1,62	1,62	1,62	1,62	1,62	1,62	1,62	1,62	—
	0,60	1,80	1,80	1,80	1,80	1,80	1,80	1,80	1,80	—
	0,63	1,90	1,90	1,90	1,90	1,90	1,90	1,90	1,90	—
	0,75	2,37	2,37	2,37	2,37	2,37	2,37	2,37	2,37	—
	0,88	2,94	2,94	2,94	2,94	2,94	2,94	2,94	2,94	—
	1,00	3,52	3,52	3,52	3,52	3,52	3,52	3,52	3,52	—
$N_{R,k}$ [kN]	0,40	—	—	—	—	—	—	—	—	—
	0,50	1,96	1,96	1,96	1,96	1,96	1,96	1,96	1,96	—
	0,55	2,25	2,25	2,25	2,25	2,25	2,25	2,25	2,25	—
	0,60	2,57	2,57	2,57	2,57	2,57	2,57	2,57	2,57	—
	0,63	2,76	2,76	2,76	2,76	2,76	2,76	2,76	2,76	—
	0,75	3,49	3,49	3,49	3,49	3,49	3,49	3,49	3,49	—
	0,88	3,49	3,49	3,49	3,49	3,49	3,49	3,49	3,49	—
	1,00	3,49	3,49	3,49	3,49	3,49	3,49	3,49	3,49	—
u [mm]	40	6,0	5,5	5,0	4,0	4,0	4,0	4,0	4,0	—
	50	8,0	7,5	7,0	6,0	6,0	6,0	6,0	6,0	—
	60	10,0	9,5	9,0	8,0	8,0	8,0	8,0	8,0	—
	70	12,5	11,5	11,0	9,5	9,5	9,5	9,5	9,5	—
	80	15,0	14,0	13,0	11,0	11,0	11,0	11,0	11,0	—
	100	15,0	14,0	13,0	11,0	11,0	11,0	11,0	11,0	—
	120	15,0	14,0	13,0	11,0	11,0	11,0	11,0	11,0	—
	≥ 140	15,0	14,0	13,0	11,0	11,0	11,0	11,0	11,0	—
$N_{R,k,II}$ [kN]	4,65	6,40	7,74	8,36	8,36	8,36	8,36	8,36	—	

If component t_{N1} resp. t_{N2} is made of S320GD or S350GD the grey highlighted values may be increased by 8,3%.
 If component t_{II} is made of S320GD the values $N_{R,k,II}$ may be increased by 8,3%.

Self-drilling screw

Hilti S-CDH 55 S 5,5 x L
 Hilti S-CDH 55 SS 5,5 x L
 with hexagon head and sealing washer $\varnothing 16$ mm

Annex 16



Material:

Fastener: stainless steel (1.4301, 1.4401, 1.4571) - EN 10088
 Washer: stainless steel (1.4301) - EN 10088
 Component I: S280GD, S320GD, S350GD - EN 10346
 Component II: S235 - EN 10025-1
 S280GD, S320GD - EN 10346

Drilling capacity: $\Sigma t_i \leq 12,00$ mm

Timber substructures:

No performance determined

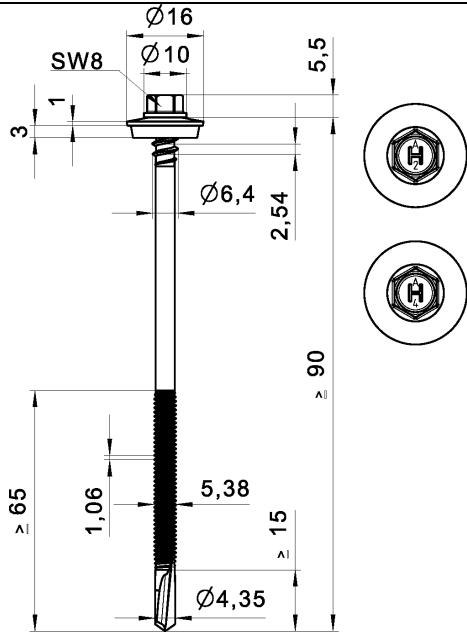
t_{N1}, t_{N2}, d, D [mm]	t_{ii} [mm]									
	3,00	4,00	5,00	6,00	8,00	9,00	10,0	11,0	$\geq 12,0$	
$V_{R,k}$ [kN]	0,40	0,99	0,99	0,99	0,99	0,99	0,99	0,99	0,99	—
	0,50	1,46	1,46	1,46	1,46	1,46	1,46	1,46	1,46	—
	0,55	1,62	1,62	1,62	1,62	1,62	1,62	1,62	1,62	—
	0,60	1,80	1,80	1,80	1,80	1,80	1,80	1,80	1,80	—
	0,63	1,90	1,90	1,90	1,90	1,90	1,90	1,90	1,90	—
	0,75	2,37	2,37	2,37	2,37	2,37	2,37	2,37	2,37	—
	0,88	2,94	2,94	2,94	2,94	2,94	2,94	2,94	2,94	—
	1,00	3,52	3,52	3,52	3,52	3,52	3,52	3,52	3,52	—
$N_{R,k}$ [kN]	0,40	—	—	—	—	—	—	—	—	—
	0,50	2,10	2,10	2,10	2,10	2,10	2,10	2,10	2,10	—
	0,55	2,50	2,50	2,50	2,50	2,50	2,50	2,50	2,50	—
	0,60	2,75	2,75	2,75	2,75	2,75	2,75	2,75	2,75	—
	0,63	2,90	2,90	2,90	2,90	2,90	2,90	2,90	2,90	—
	0,75	3,70	3,70	3,70	3,70	3,70	3,70	3,70	3,70	—
	0,88	4,50	4,60	4,60	4,60	4,60	4,60	4,60	4,60	—
	1,00	4,50	5,20	5,20	5,20	5,20	5,20	5,20	5,20	—
u [mm]	40	6,0	5,5	5,0	4,0	4,0	4,0	4,0	4,0	—
	50	8,0	7,5	7,0	6,0	6,0	6,0	6,0	6,0	—
	60	10,0	9,5	9,0	8,0	8,0	8,0	8,0	8,0	—
	70	12,5	11,5	11,0	9,5	9,5	9,5	9,5	9,5	—
	80	15,0	14,0	13,0	11,0	11,0	11,0	11,0	11,0	—
	100	15,0	14,0	13,0	11,0	11,0	11,0	11,0	11,0	—
	120	15,0	14,0	13,0	11,0	11,0	11,0	11,0	11,0	—
	≥ 140	15,0	14,0	13,0	11,0	11,0	11,0	11,0	11,0	—
$N_{R,k,II}$ [kN]	4,65	6,40	7,74	8,36	8,36	8,36	8,36	8,36	—	

If component t_{N1} resp. t_{N2} is made of S320GD or S350GD the grey highlighted values may be increased by 8,3%. If both components t_{N1} and t_{ii} are made of S320GD or S350GD the values $N_{R,k}$ may be increased by 8,3%.
 If component t_{ii} is made of S320GD the values $N_{R,k,II}$ may be increased by 8,3%.

Self-drilling screw

Hilti S-CDH 65 S 5,5 x L
 Hilti S-CDH 65 SS 5,5 x L
 Hilti S-CDH 75 S 5,5 x L
 Hilti S-CDH 75 SS 5,5 x L
 with hexagon head and sealing washer $\geq \varnothing 19$ mm

Annex 17



Material:

Fastener: stainless steel (1.4301, 1.4401, 1.4571) - EN 10088
 Washer: stainless steel (1.4301) - EN 10088
 Component I: S280GD, S320GD, S350GD - EN 10346
 Component II: S235 - EN 10025-1
 S280GD, S320GD - EN 10346

Drilling capacity: $\Sigma t_i \leq 12,00$ mm

Timber substructures:

No performance determined

t_{N1}, t_{N2}, d, D [mm]	t_{II} [mm]									
	3,00	4,00	5,00	6,00	8,00	9,00	10,0	11,0	$\geq 12,0$	
$V_{R,k}$ [kN]	0,40	0,99	0,99	0,99	0,99	0,99	0,99	0,99	0,99	—
	0,50	1,46	1,46	1,46	1,46	1,46	1,46	1,46	1,46	—
	0,55	1,62	1,62	1,62	1,62	1,62	1,62	1,62	1,62	—
	0,60	1,80	1,80	1,80	1,80	1,80	1,80	1,80	1,80	—
	0,63	1,90	1,90	1,90	1,90	1,90	1,90	1,90	1,90	—
	0,75	2,37	2,37	2,37	2,37	2,37	2,37	2,37	2,37	—
	0,88	2,94	2,94	2,94	2,94	2,94	2,94	2,94	2,94	—
	1,00	3,52	3,52	3,52	3,52	3,52	3,52	3,52	3,52	—
$N_{R,k}$ [kN]	0,40	—	—	—	—	—	—	—	—	—
	0,50	1,96	1,96	1,96	1,96	1,96	1,96	1,96	1,96	—
	0,55	2,25	2,25	2,25	2,25	2,25	2,25	2,25	2,25	—
	0,60	2,57	2,57	2,57	2,57	2,57	2,57	2,57	2,57	—
	0,63	2,76	2,76	2,76	2,76	2,76	2,76	2,76	2,76	—
	0,75	3,49	3,49	3,49	3,49	3,49	3,49	3,49	3,49	—
	0,88	3,49	3,49	3,49	3,49	3,49	3,49	3,49	3,49	—
	1,00	3,49	3,49	3,49	3,49	3,49	3,49	3,49	3,49	—
u [mm]	40	6,0	5,5	5,0	4,0	4,0	4,0	4,0	4,0	—
	50	8,0	7,5	7,0	6,0	6,0	6,0	6,0	6,0	—
	60	10,0	9,5	9,0	8,0	8,0	8,0	8,0	8,0	—
	70	12,5	11,5	11,0	9,5	9,5	9,5	9,5	9,5	—
	80	15,0	14,0	13,0	11,0	11,0	11,0	11,0	11,0	—
	100	15,0	14,0	13,0	11,0	11,0	11,0	11,0	11,0	—
	120	15,0	14,0	13,0	11,0	11,0	11,0	11,0	11,0	—
≥ 140	15,0	14,0	13,0	11,0	11,0	11,0	11,0	11,0	—	
$N_{R,k,II}$ [kN]	4,65	6,40	7,74	8,36	8,36	8,36	8,36	8,36	—	

If component t_{N1} resp. t_{N2} is made of S320GD or S350GD the grey highlighted values may be increased by 8,3%.
 If component t_{II} is made of S320GD the values $N_{R,k,II}$ may be increased by 8,3%.

Self-drilling screw

Hilti S-CD 55 S 5,5 x L
 Hilti S-CD 55 SS 5,5 x L
 with hexagon head and sealing washer Ø16 mm

Annex 18

Material:
 Fastener: stainless steel (1.4301, 1.4401, 1.4571) - EN 10088
 Washer: stainless steel (1.4301) - EN 10088
 Component I: S280GD, S320GD, S350GD - EN 10346
 Component II: S235 - EN 10025-1
 S280GD, S320GD - EN 10346

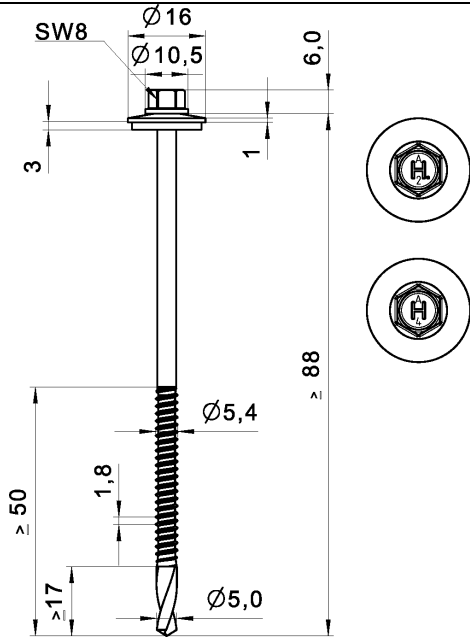
Drilling capacity: $\Sigma t_i \leq 12,00$ mm

Timber substructures:
 No performance determined

t_{N1}, t_{N2}, d, D [mm]	t_{ii} [mm]									
	3,00	4,00	5,00	6,00	8,00	9,00	10,0	11,0	$\geq 12,0$	
$V_{R,k}$ [kN]	0,40	0,99	0,99	0,99	0,99	0,99	0,99	0,99	0,99	—
	0,50	1,46	1,46	1,46	1,46	1,46	1,46	1,46	1,46	—
	0,55	1,62	1,62	1,62	1,62	1,62	1,62	1,62	1,62	—
	0,60	1,80	1,80	1,80	1,80	1,80	1,80	1,80	1,80	—
	0,63	1,90	1,90	1,90	1,90	1,90	1,90	1,90	1,90	—
	0,75	2,37	2,37	2,37	2,37	2,37	2,37	2,37	2,37	—
	0,88	2,94	2,94	2,94	2,94	2,94	2,94	2,94	2,94	—
	1,00	3,52	3,52	3,52	3,52	3,52	3,52	3,52	3,52	—
$N_{R,k}$ [kN]	0,40	—	—	—	—	—	—	—	—	—
	0,50	2,10	2,10	2,10	2,10	2,10	2,10	2,10	2,10	—
	0,55	2,50	2,50	2,50	2,50	2,50	2,50	2,50	2,50	—
	0,60	2,75	2,75	2,75	2,75	2,75	2,75	2,75	2,75	—
	0,63	2,90	2,90	2,90	2,90	2,90	2,90	2,90	2,90	—
	0,75	3,70	3,70	3,70	3,70	3,70	3,70	3,70	3,70	—
	0,88	4,50	4,60	4,60	4,60	4,60	4,60	4,60	4,60	—
	1,00	4,50	5,20	5,20	5,20	5,20	5,20	5,20	5,20	—
u [mm]	40	6,0	5,5	5,0	4,0	4,0	4,0	4,0	4,0	—
	50	8,0	7,5	7,0	6,0	6,0	6,0	6,0	6,0	—
	60	10,0	9,5	9,0	8,0	8,0	8,0	8,0	8,0	—
	70	12,5	11,5	11,0	9,5	9,5	9,5	9,5	9,5	—
	80	15,0	14,0	13,0	11,0	11,0	11,0	11,0	11,0	—
	100	15,0	14,0	13,0	11,0	11,0	11,0	11,0	11,0	—
	120	15,0	14,0	13,0	11,0	11,0	11,0	11,0	11,0	—
	≥ 140	15,0	14,0	13,0	11,0	11,0	11,0	11,0	11,0	—
$N_{R,k,II}$ [kN]	4,65	6,40	7,74	8,36	8,36	8,36	8,36	8,36	—	

If component t_{N1} resp. t_{N2} is made of S320GD or S350GD the grey highlighted values may be increased by 8,3%. If both components t_{N1} and t_{ii} are made of S320GD or S350GD the values $N_{R,k}$ may be increased by 8,3%.
 If component t_{ii} is made of S320GD the values $N_{R,k,II}$ may be increased by 8,3%.

Self-drilling screw	Annex 19
Hilti S-CD 65 S 5,5 x L Hilti S-CD 65 SS 5,5 x L Hilti S-CD 75 S 5,5 x L Hilti S-CD 75 SS 5,5 x L with hexagon head and sealing washer $\geq \varnothing 19$ mm	



Material:

Fastener: stainless steel (1.4301, 1.4401, 1.4571) - EN 10088
 Washer: stainless steel (1.4301) - EN 10088
 Component I: S280GD, S320GD, S350GD - EN 10346
 Component II: S235, S275, S355 - EN 10025-1
 S280GD, S320GD, S350GD - EN 10346

Drilling capacity: $\Sigma t_i \leq 15,00$ mm

Timber substructures:

No performance determined

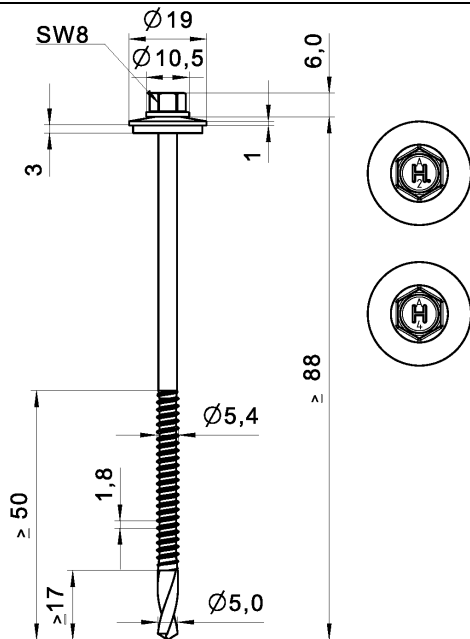
t_{N1}, t_{N2}, d, D [mm]	t_{II} [mm]						—	—	—	
	4,00	5,00	6,00	7,00	8,00	$\geq 10,0$				
$V_{R,k}$ [kN]	0,40	0,82	0,82	0,82	0,82	0,82	0,82	—	—	—
	0,50	0,93	0,93	0,93	0,93	0,93	0,93	—	—	—
	0,55	1,12	1,12	1,12	1,12	1,12	1,12	—	—	—
	0,60	1,31	1,31	1,31	1,31	1,31	1,31	—	—	—
	0,63	1,42	1,42	1,42	1,42	1,42	1,42	—	—	—
	0,75	1,88	1,88	1,88	1,88	1,88	1,88	—	—	—
	0,88	2,33	2,33	2,33	2,33	2,33	2,33	—	—	—
	1,00	2,74	2,74	2,74	2,74	2,74	2,74	—	—	—
$N_{R,k}$ [kN]	0,40	1,46	1,46	1,46	1,46	1,46	1,46	—	—	—
	0,50	1,89	1,89	1,89	1,89	1,89	1,89	—	—	—
	0,55	2,21	2,21	2,21	2,21	2,21	2,21	—	—	—
	0,60	2,53	2,53	2,53	2,53	2,53	2,53	—	—	—
	0,63	2,73	2,73	2,73	2,73	2,73	2,73	—	—	—
	0,75	3,50	3,50	3,50	3,50	3,50	3,50	—	—	—
	0,88	3,68	3,68	3,68	3,68	3,68	3,68	—	—	—
	1,00	3,84	3,84	3,84	3,84	3,84	3,84	—	—	—
u [mm]	40	3,0	3,0	3,0	3,0	3,0	3,0	—	—	—
	50	4,5	4,5	4,5	4,5	4,5	4,5	—	—	—
	60	6,0	6,0	6,0	6,0	6,0	6,0	—	—	—
	70	7,4	7,4	7,4	7,4	7,4	7,4	—	—	—
	80	8,8	8,8	8,8	8,8	8,8	8,8	—	—	—
	90	10,1	10,1	10,1	10,1	10,1	10,1	—	—	—
	≥ 100	11,5	11,5	11,5	11,5	11,5	11,5	—	—	—
$N_{R,k,II}$ [kN]	3,92	4,92	5,91	6,22	6,52	6,52	6,52	—	—	—

No additional regulations.

Self-drilling screw

Hilti S-CDH 55 GS 5,5 x L
 Hilti S-CDH 55 GSS 5,5 x L
 with hexagon head and sealing washer $\varnothing 16$ mm

Annex 20



Material:

Fastener: stainless steel (1.4301, 1.4401, 1.4571) - EN 10088

Washer: stainless steel (1.4301) - EN 10088

Component I: S280GD, S320GD, S350GD - EN 10346

Component II: S235, S275, S355 - EN 10025-1
S280GD, S320GD, S350GD - EN 10346

Drilling capacity: $\Sigma t_i \leq 15,00$ mm

Timber substructures:

No performance determined

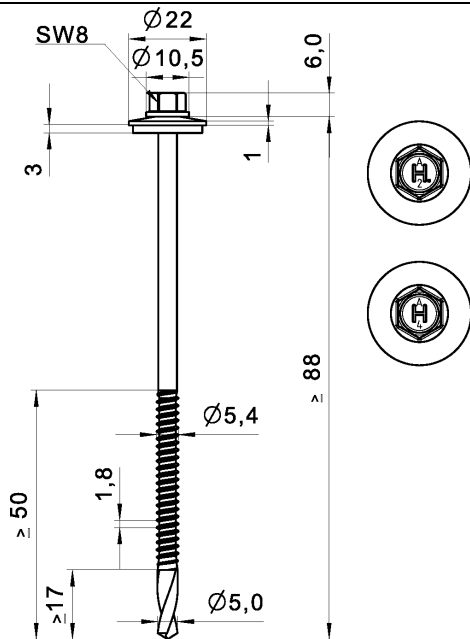
t_{N1}, t_{N2}, d, D [mm]	t_{II} [mm]						—	—	—	
	4,00	5,00	6,00	7,00	8,00	$\geq 10,0$				
$V_{R,k}$ [kN]	0,40	0,82	0,82	0,82	0,82	0,82	0,82	—	—	—
	0,50	0,93	1,12	1,30	1,30	1,30	1,30	—	—	—
	0,55	1,12	1,28	1,44	1,44	1,44	1,44	—	—	—
	0,60	1,31	1,45	1,58	1,58	1,58	1,58	—	—	—
	0,63	1,42	1,54	1,66	1,66	1,66	1,66	—	—	—
	0,75	1,88	1,94	2,00	2,00	2,00	2,00	—	—	—
	0,88	2,33	2,57	2,81	2,81	2,81	2,81	—	—	—
	1,00	2,74	3,15	3,56	3,56	3,56	3,56	—	—	—
$N_{R,k}$ [kN]	0,40	1,46	1,46	1,46	1,46	1,46	1,46	—	—	—
	0,50	1,89	1,89	1,89	1,89	1,89	1,89	—	—	—
	0,55	2,21	2,21	2,21	2,21	2,21	2,21	—	—	—
	0,60	2,53	2,53	2,53	2,53	2,53	2,53	—	—	—
	0,63	2,73	2,73	2,73	2,73	2,73	2,73	—	—	—
	0,75	3,50	3,50	3,50	3,50	3,50	3,50	—	—	—
	0,88	3,68	3,68	3,68	3,68	3,68	3,68	—	—	—
	1,00	3,84	3,84	3,84	3,84	3,84	3,84	—	—	—
u [mm]	40	3,0	3,0	3,0	3,0	3,0	3,0	—	—	—
	50	4,5	4,5	4,5	4,5	4,5	4,5	—	—	—
	60	6,0	6,0	6,0	6,0	6,0	6,0	—	—	—
	70	7,4	7,4	7,4	7,4	7,4	7,4	—	—	—
	80	8,8	8,8	8,8	8,8	8,8	8,8	—	—	—
	90	10,1	10,1	10,1	10,1	10,1	10,1	—	—	—
	≥ 100	11,5	11,5	11,5	11,5	11,5	11,5	—	—	—
$N_{R,k,II}$ [kN]	3,92	4,92	5,91	6,22	6,52	6,52	6,52	—	—	—

No additional regulations.

Self-drilling screw

Hilti S-CDH 65 GS 5,5 x L
Hilti S-CDH 65 GSS 5,5 x L
with hexagon head and sealing washer $\varnothing 19$ mm

Annex 21



Material:

Fastener: stainless steel (1.4301, 1.4401, 1.4571) - EN 10088

Washer: stainless steel (1.4301) - EN 10088

Component I: S280GD, S320GD, S350GD - EN 10346

Component II: S235, S275, S355 - EN 10025-1
S280GD, S320GD, S350GD - EN 10346

Drilling capacity: $\Sigma t_i \leq 15,00$ mm

Timber substructures:

No performance determined

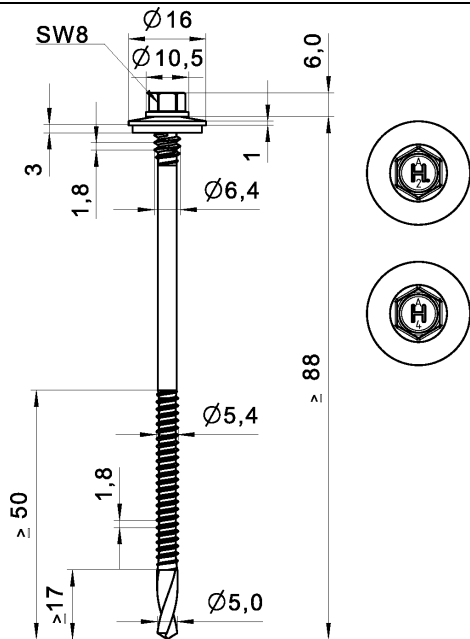
t_{N1}, t_{N2}, d, D [mm]	t_{II} [mm]									
	4,00	5,00	6,00	7,00	8,00	≥ 10,0	—	—	—	—
$V_{R,k}$ [kN]	0,40	0,82	0,82	0,82	0,82	0,82	0,82	—	—	—
	0,50	0,93	1,12	1,30	1,30	1,30	1,30	—	—	—
	0,55	1,12	1,28	1,44	1,44	1,44	1,44	—	—	—
	0,60	1,31	1,45	1,58	1,58	1,58	1,58	—	—	—
	0,63	1,42	1,54	1,66	1,66	1,66	1,66	—	—	—
	0,75	1,88	1,94	2,00	2,00	2,00	2,00	—	—	—
	0,88	2,33	2,57	2,81	2,81	2,81	2,81	—	—	—
	1,00	2,74	3,15	3,56	3,56	3,56	3,56	—	—	—
$N_{R,k}$ [kN]	0,40	1,65	1,65	1,65	1,65	1,65	1,65	—	—	—
	0,50	1,77	1,77	1,77	1,77	1,77	1,77	—	—	—
	0,55	2,26	2,26	2,26	2,26	2,26	2,26	—	—	—
	0,60	2,74	2,74	2,74	2,74	2,74	2,74	—	—	—
	0,63	3,03	3,03	3,03	3,03	3,03	3,03	—	—	—
	0,75	3,92	4,20	4,20	4,20	4,20	4,20	—	—	—
	0,88	3,92	4,32	4,32	4,32	4,32	4,32	—	—	—
	1,00	3,92	4,44	4,44	4,44	4,44	4,44	—	—	—
u [mm]	40	3,0	3,0	3,0	3,0	3,0	3,0	—	—	—
	50	4,5	4,5	4,5	4,5	4,5	4,5	—	—	—
	60	6,0	6,0	6,0	6,0	6,0	6,0	—	—	—
	70	7,4	7,4	7,4	7,4	7,4	7,4	—	—	—
	80	8,8	8,8	8,8	8,8	8,8	8,8	—	—	—
	90	10,1	10,1	10,1	10,1	10,1	10,1	—	—	—
	≥ 100	11,5	11,5	11,5	11,5	11,5	11,5	—	—	—
$N_{R,k,II}$ [kN]	3,92	4,92	5,91	6,22	6,52	6,52	—	—	—	

No additional regulations.

Self-drilling screw

Hilti S-CDH 75 GS 5,5 x L
Hilti S-CDH 75 GSS 5,5 x L
with hexagon head and sealing washer Ø22 mm

Annex 22



Material:

Fastener: stainless steel (1.4301, 1.4401, 1.4571) - EN 10088
 Washer: stainless steel (1.4301) - EN 10088
 Component I: S280GD, S320GD, S350GD - EN 10346
 Component II: S235, S275, S355 - EN 10025-1
 S280GD, S320GD, S350GD - EN 10346

Drilling capacity: $\Sigma t_i \leq 15,00$ mm

Timber substructures:

No performance determined

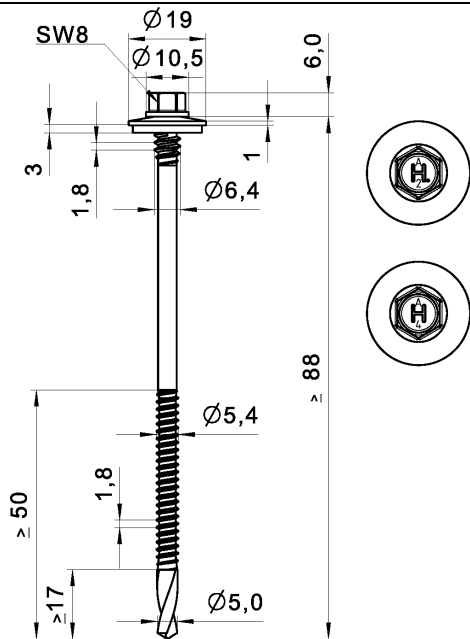
t_{N1}, t_{N2}, d, D [mm]	t_{ii} [mm]									
	4,00	5,00	6,00	7,00	8,00	$\geq 10,0$	—	—	—	—
$V_{R,k}$ [kN]	0,40	0,82	0,82	0,82	0,82	0,82	0,82	—	—	—
	0,50	0,93	0,93	0,93	0,93	0,93	0,93	—	—	—
	0,55	1,12	1,12	1,12	1,12	1,12	1,12	—	—	—
	0,60	1,31	1,31	1,31	1,31	1,31	1,31	—	—	—
	0,63	1,42	1,42	1,42	1,42	1,42	1,42	—	—	—
	0,75	1,88	1,88	1,88	1,88	1,88	1,88	—	—	—
	0,88	2,33	2,33	2,33	2,33	2,33	2,33	—	—	—
	1,00	2,74	2,74	2,74	2,74	2,74	2,74	—	—	—
$N_{R,k}$ [kN]	0,40	1,46	1,46	1,46	1,46	1,46	1,46	—	—	—
	0,50	1,89	1,89	1,89	1,89	1,89	1,89	—	—	—
	0,55	2,21	2,21	2,21	2,21	2,21	2,21	—	—	—
	0,60	2,53	2,53	2,53	2,53	2,53	2,53	—	—	—
	0,63	2,73	2,73	2,73	2,73	2,73	2,73	—	—	—
	0,75	3,50	3,50	3,50	3,50	3,50	3,50	—	—	—
	0,88	3,68	3,68	3,68	3,68	3,68	3,68	—	—	—
	1,00	3,84	3,84	3,84	3,84	3,84	3,84	—	—	—
u [mm]	40	3,0	3,0	3,0	3,0	3,0	3,0	—	—	—
	50	4,5	4,5	4,5	4,5	4,5	4,5	—	—	—
	60	6,0	6,0	6,0	6,0	6,0	6,0	—	—	—
	70	7,4	7,4	7,4	7,4	7,4	7,4	—	—	—
	80	8,8	8,8	8,8	8,8	8,8	8,8	—	—	—
	90	10,1	10,1	10,1	10,1	10,1	10,1	—	—	—
	≥ 100	11,5	11,5	11,5	11,5	11,5	11,5	—	—	—
$N_{R,k,II}$ [kN]	3,92	4,92	5,91	6,22	6,52	6,52	—	—	—	

No additional regulations.

Self-drilling screw

Hilti S-CD 55 GS 5,5 x L
 Hilti S-CD 55 GSS 5,5 x L
 with hexagon head and sealing washer $\varnothing 16$ mm

Annex 23



Material:

Fastener: stainless steel (1.4301, 1.4401, 1.4571) - EN 10088

Washer: stainless steel (1.4301) - EN 10088

Component I: S280GD, S320GD, S350GD - EN 10346

Component II: S235, S275, S355 - EN 10025-1
S280GD, S320GD, S350GD - EN 10346

Drilling capacity: $\Sigma t_i \leq 15,00$ mm

Timber substructures:

No performance determined

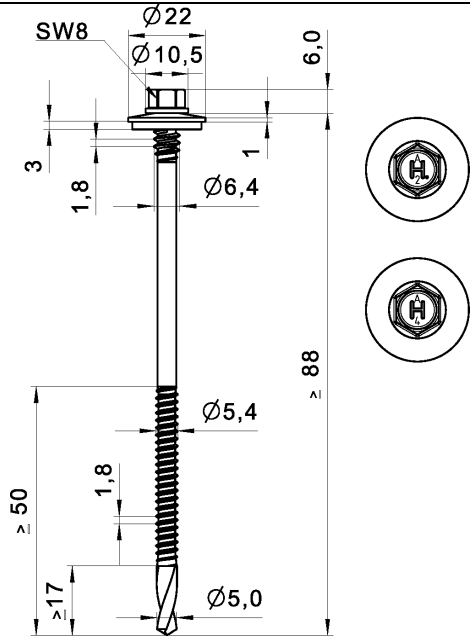
t_{N1}, t_{N2}, d, D [mm]	t_{II} [mm]										
	4,00	5,00	6,00	7,00	8,00	$\geq 10,0$	—	—	—	—	
$V_{R,k}$ [kN]	0,40	0,82	0,82	0,82	0,82	0,82	0,82	—	—	—	—
	0,50	0,93	1,12	1,30	1,30	1,30	1,30	—	—	—	—
	0,55	1,12	1,28	1,44	1,44	1,44	1,44	—	—	—	—
	0,60	1,31	1,45	1,58	1,58	1,58	1,58	—	—	—	—
	0,63	1,42	1,54	1,66	1,66	1,66	1,66	—	—	—	—
	0,75	1,88	1,94	2,00	2,00	2,00	2,00	—	—	—	—
	0,88	2,33	2,57	2,81	2,81	2,81	2,81	—	—	—	—
	1,00	2,74	3,15	3,56	3,56	3,56	3,56	—	—	—	—
$N_{R,k}$ [kN]	0,40	1,46	1,46	1,46	1,46	1,46	1,46	—	—	—	—
	0,50	1,89	1,89	1,89	1,89	1,89	1,89	—	—	—	—
	0,55	2,21	2,21	2,21	2,21	2,21	2,21	—	—	—	—
	0,60	2,53	2,53	2,53	2,53	2,53	2,53	—	—	—	—
	0,63	2,73	2,73	2,73	2,73	2,73	2,73	—	—	—	—
	0,75	3,50	3,50	3,50	3,50	3,50	3,50	—	—	—	—
	0,88	3,68	3,68	3,68	3,68	3,68	3,68	—	—	—	—
	1,00	3,84	3,84	3,84	3,84	3,84	3,84	—	—	—	—
u [mm]	40	3,0	3,0	3,0	3,0	3,0	3,0	—	—	—	—
	50	4,5	4,5	4,5	4,5	4,5	4,5	—	—	—	—
	60	6,0	6,0	6,0	6,0	6,0	6,0	—	—	—	—
	70	7,4	7,4	7,4	7,4	7,4	7,4	—	—	—	—
	80	8,8	8,8	8,8	8,8	8,8	8,8	—	—	—	—
	90	10,1	10,1	10,1	10,1	10,1	10,1	—	—	—	—
	≥ 100	11,5	11,5	11,5	11,5	11,5	11,5	—	—	—	—
$N_{R,k,II}$ [kN]	3,92	4,92	5,91	6,22	6,52	6,52	—	—	—	—	

No additional regulations.

Self-drilling screw

Hilti S-CD 65 GS 5,5 x L
Hilti S-CD 65 GSS 5,5 x L
with hexagon head and sealing washer $\varnothing 19$ mm

Annex 24



Material:

Fastener: stainless steel (1.4301, 1.4401, 1.4571) - EN 10088

Washer: stainless steel (1.4301) - EN 10088

Component I: S280GD, S320GD, S350GD - EN 10346

Component II: S235, S275, S355 - EN 10025-1
S280GD, S320GD, S350GD - EN 10346

Drilling capacity: $\Sigma t_i \leq 15,00$ mm

Timber substructures:

No performance determined

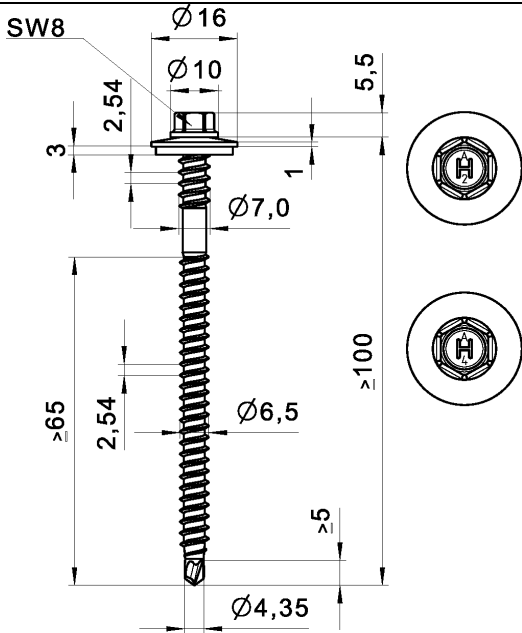
t_{N1}, t_{N2}, d, D [mm]	t_{II} [mm]										
	4,00	5,00	6,00	7,00	8,00	$\geq 10,0$	—	—	—	—	
$V_{R,k}$ [kN]	0,40	0,82	0,82	0,82	0,82	0,82	0,82	—	—	—	—
	0,50	0,93	1,12	1,30	1,30	1,30	1,30	—	—	—	—
	0,55	1,12	1,28	1,44	1,44	1,44	1,44	—	—	—	—
	0,60	1,31	1,45	1,58	1,58	1,58	1,58	—	—	—	—
	0,63	1,42	1,54	1,66	1,66	1,66	1,66	—	—	—	—
	0,75	1,88	1,94	2,00	2,00	2,00	2,00	—	—	—	—
	0,88	2,33	2,57	2,81	2,81	2,81	2,81	—	—	—	—
	1,00	2,74	3,15	3,56	3,56	3,56	3,56	—	—	—	—
$N_{R,k}$ [kN]	0,40	1,65	1,65	1,65	1,65	1,65	1,65	—	—	—	—
	0,50	1,77	1,77	1,77	1,77	1,77	1,77	—	—	—	—
	0,55	2,26	2,26	2,26	2,26	2,26	2,26	—	—	—	—
	0,60	2,74	2,74	2,74	2,74	2,74	2,74	—	—	—	—
	0,63	3,03	3,03	3,03	3,03	3,03	3,03	—	—	—	—
	0,75	3,92	4,20	4,20	4,20	4,20	4,20	—	—	—	—
	0,88	3,92	4,32	4,32	4,32	4,32	4,32	—	—	—	—
	1,00	3,92	4,44	4,44	4,44	4,44	4,44	—	—	—	—
u [mm]	40	3,0	3,0	3,0	3,0	3,0	3,0	—	—	—	—
	50	4,5	4,5	4,5	4,5	4,5	4,5	—	—	—	—
	60	6,0	6,0	6,0	6,0	6,0	6,0	—	—	—	—
	70	7,4	7,4	7,4	7,4	7,4	7,4	—	—	—	—
	80	8,8	8,8	8,8	8,8	8,8	8,8	—	—	—	—
	90	10,1	10,1	10,1	10,1	10,1	10,1	—	—	—	—
	≥ 100	11,5	11,5	11,5	11,5	11,5	11,5	—	—	—	—
$N_{R,k,II}$ [kN]	3,92	4,92	5,91	6,22	6,52	6,52	—	—	—	—	

No additional regulations.

Self-drilling screw

Hilti S-CD 75 GS 5,5 x L
Hilti S-CD 75 GSS 5,5 x L
with hexagon head and sealing washer $\varnothing 22$ mm

Annex 25



Material:

Fastener: stainless steel (1.4301, 1.4401, 1.4571) - EN 10088
 Washer: stainless steel (1.4301) - EN 10088
 Component I: S280GD, S320GD - EN 10346
 Component II: Structural timber - EN 14081

Drilling capacity: $\Sigma t_i \leq 2,00$ mm

Timber substructures:
 performance determined with

$M_{y,Rk} = 9,741$ Nm
 $f_{ax,k} = 10,769$ N/mm² for $l_{ef} \geq 50,0$ mm

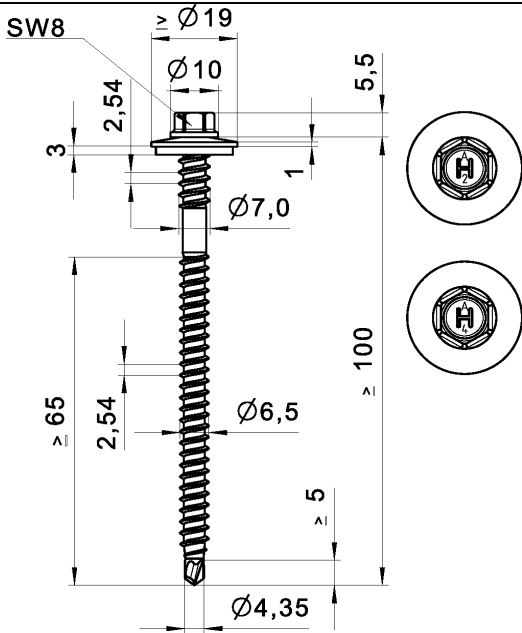
t_{N1}, t_{N2} [mm]	d, D [mm]									
	30	40	50	60	70	80	100	120	≥ 140	
$V_{R,i,k}$ [kN]	0,40	0,62	0,62	0,62	0,62	0,62	0,62	0,62	0,62	0,62
	0,50	0,98	0,98	0,98	0,98	0,98	0,98	0,98	0,98	0,98
	0,55	1,15	1,15	1,15	1,15	1,15	1,15	1,15	1,15	1,15
	0,60	1,37	1,37	1,37	1,37	1,37	1,37	1,37	1,37	1,37
	0,63	1,50	1,50	1,50	1,50	1,50	1,50	1,50	1,50	1,50
	0,75	2,17	2,17	2,17	2,17	2,17	2,17	2,17	2,17	2,17
	0,88	2,17	2,17	2,17	2,17	2,17	2,17	2,17	2,17	2,17
	1,00	2,17	2,17	2,17	2,17	2,17	2,17	2,17	2,17	2,17
$N_{R,i,k}$ [kN]	0,40	—	—	—	—	—	—	—	—	—
	0,50	1,72	1,72	1,72	1,72	1,72	1,72	1,72	1,72	1,72
	0,55	1,96	1,96	1,96	1,96	1,96	1,96	1,96	1,96	1,96
	0,60	2,12	2,12	2,12	2,12	2,12	2,12	2,12	2,12	2,12
	0,63	2,21	2,21	2,21	2,21	2,21	2,21	2,21	2,21	2,21
	0,75	2,73	2,73	2,73	2,73	2,73	2,73	2,73	2,73	2,73
	0,88	3,32	3,32	3,32	3,32	3,32	3,32	3,32	3,32	3,32
	1,00	3,50	3,50	3,50	3,50	3,50	3,50	3,50	3,50	3,50
u [mm]	—	5,0	7,0	9,0	11,0	13,0	18,0	18,0	18,0	
$N_{R,k,II}$ [kN]	3,15	3,15	3,15	3,15	3,15	3,15	3,15	3,15	3,15	

If component t_{N1} resp. t_{N2} is made of S320GD the grey highlighted values may be increased by 8,3%.
 The values listed above in dependence on the screw-in length l_{ef} and the values $N_{R,k,II}$ are valid for $k_{mod} = 0,90$ and timber strength grade C24 ($\rho_a = 350$ kg/m³). For other combinations of k_{mod} and timber strength grades see Annex 3.

Self-drilling screw

Hilti S-CDW 51 S 6,5 x L
 Hilti S-CDW 51 SS 6,5 x L
 with hexagon head and sealing washer $\varnothing 16$ mm

Annex 26



Material:

Fastener: stainless steel (1.4301, 1.4401, 1.4571) - EN 10088
 Washer: stainless steel (1.4301) - EN 10088
 Component I: S280GD, S320GD - EN 10346
 Component II: Structural timber - EN 14081

Drilling capacity: $\Sigma t_i \leq 2,00$ mm

Timber substructures:

performance determined with

$M_{y,Rk} = 9,741$ Nm
 $f_{ax,k} = 10,769$ N/mm² for $l_{ef} \geq 50,0$ mm

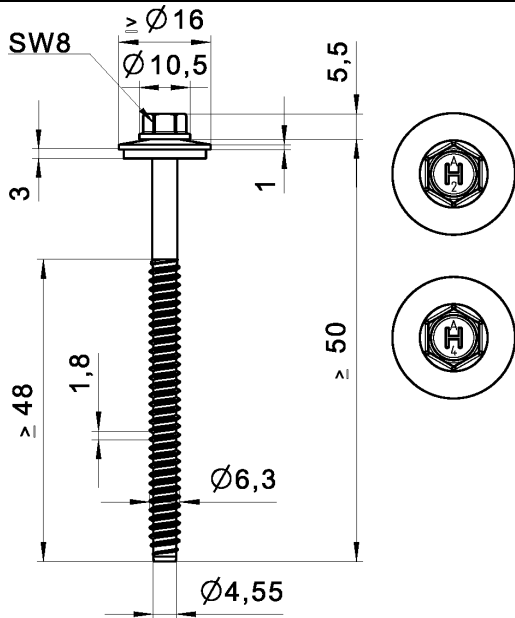
t_{N1}, t_{N2} [mm]	d, D [mm]									
	30	40	50	60	70	80	100	120	≥ 140	
$V_{R,i,k}$ [kN]	0,40	0,62	0,62	0,62	0,62	0,62	0,62	0,62	0,62	0,62
	0,50	0,98	0,98	0,98	0,98	0,98	0,98	0,98	0,98	0,98
	0,55	1,15	1,15	1,15	1,15	1,15	1,15	1,15	1,15	1,15
	0,60	1,37	1,37	1,37	1,37	1,37	1,37	1,37	1,37	1,37
	0,63	1,50	1,50	1,50	1,50	1,50	1,50	1,50	1,50	1,50
	0,75	2,17	2,17	2,17	2,17	2,17	2,17	2,17	2,17	2,17
	0,88	2,17	2,17	2,17	2,17	2,17	2,17	2,17	2,17	2,17
	1,00	2,17	2,17	2,17	2,17	2,17	2,17	2,17	2,17	2,17
$N_{R,i,k}$ [kN]	0,40	—	—	—	—	—	—	—	—	—
	0,50	2,60	2,60	2,60	2,60	2,60	2,60	2,60	2,60	2,60
	0,55	3,10	3,10	3,10	3,10	3,10	3,10	3,10	3,10	3,10
	0,60	3,35	3,35	3,35	3,35	3,35	3,35	3,35	3,35	3,35
	0,63	3,50	3,50	3,50	3,50	3,50	3,50	3,50	3,50	3,50
	0,75	3,50	3,50	3,50	3,50	3,50	3,50	3,50	3,50	3,50
	0,88	3,50	3,50	3,50	3,50	3,50	3,50	3,50	3,50	3,50
	1,00	3,50	3,50	3,50	3,50	3,50	3,50	3,50	3,50	3,50
u [mm]	—	5,0	7,0	9,0	11,0	13,0	18,0	18,0	18,0	
$N_{R,k,II}$ [kN]	3,15	3,15	3,15	3,15	3,15	3,15	3,15	3,15	3,15	

If component t_{N1} resp. t_{N2} is made of S320GD the grey highlighted values may be increased by 8,3%.
 The values listed above in dependence on the screw-in length l_{ef} and the values $N_{R,k,II}$ are valid for $k_{mod} = 0,90$ and timber strength grade C24 ($\rho_a = 350$ kg/m³). For other combinations of k_{mod} and timber strength grades see Annex 3.

Self-drilling screw

Hilti S-CDW 61 S 6,5 x L
 Hilti S-CDW 61 SS 6,5 x L
 Hilti S-CDW 71 S 6,5 x L
 Hilti S-CDW 71 SS 6,5 x L
 with hexagon head and sealing washer $\geq \varnothing 19$ mm

Annex 27



Material:

Fastener: stainless steel (1.4301, 1.4404, 1.4571) - EN 10088
 Washer: stainless steel (1.4301 - EN 10088)
 Component I: S280GD, S320GD, S350GD - EN 10346
 Component II: S235 - EN 10025-1
 S280GD, S320GD - EN 10346

Predrill diameter: see Table below

Timber substructures:

No performance determined

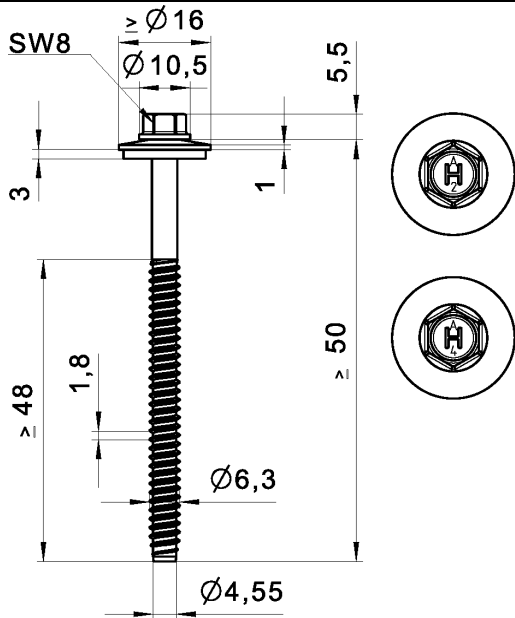
t _{N1} , t _{N2} , d, D [mm]	t _{fl} [mm]									
	1,50	2,00	2,50	3,00	4,00	5,00	6,00	8,00	≥ 10,0	
V _{R,k} [kN]	0,40	0,86	0,86	0,86	0,86	0,86	0,86	0,86	0,86	0,86
	0,50	1,35	1,35	1,35	1,35	1,35	1,35	1,35	1,35	1,35
	0,55	1,60	1,60	1,60	1,60	1,60	1,60	1,60	1,60	1,60
	0,60	1,85	1,85	1,85	1,85	1,85	1,85	1,85	1,85	1,85
	0,63	2,00	2,00	2,00	2,00	2,00	2,00	2,00	2,00	2,00
	0,75	2,60	2,60	2,60	2,60	2,60	2,60	2,60	2,60	2,60
	0,88	3,20	3,50	3,50	3,50	3,50	3,50	3,50	3,50	3,50
	1,00	3,20	3,50	3,50	3,50	3,50	3,50	3,50	3,50	3,50
N _{R,k} [kN]	0,40	1,59	1,59	1,59	1,59	1,59	1,59	1,59	1,59	1,59
	0,50	1,88	1,88	1,88	1,88	1,88	1,88	1,88	1,88	1,88
	0,55	2,00	2,00	2,00	2,00	2,00	2,00	2,00	2,00	2,00
	0,60	2,50	2,50	2,50	2,50	2,50	2,50	2,50	2,50	2,50
	0,63	2,80	2,80	2,80	2,80	2,80	2,80	2,80	2,80	2,80
	0,75	3,60	3,60	3,60	3,60	3,60	3,60	3,60	3,60	3,60
	0,88	3,60	4,10	4,40	4,40	4,40	4,40	4,40	4,40	4,40
	1,00	3,60	4,10	4,45	4,80	4,90	4,90	4,90	4,90	4,90
u [mm]	30	12,0	5,0	5,0	5,0	4,0	4,0	4,0	4,0	4,0
	40	13,5	7,0	7,0	7,0	5,0	5,0	5,0	4,5	4,5
	50	15,0	9,0	9,0	9,0	6,0	6,0	6,0	6,0	6,0
	60	17,5	11,0	11,0	11,0	7,0	7,0	7,0	7,0	7,0
	70	20,0	13,0	13,0	13,0	8,0	8,0	8,0	8,0	8,0
	80	22,5	14,5	14,5	14,5	9,0	9,0	9,0	9,0	9,0
≥ 100	22,5	14,5	14,5	14,5	9,0	9,0	9,0	9,0	9,0	
N _{R,k,II} [kN]	—	—	—	—	—	—	—	—	—	—
d _{pd} [mm]	Ø5,0	Ø5,3					Ø5,5		Ø5,7	

If component t_{N1} resp. t_{N2} is made of S320GD or S350GD the grey highlighted values may be increased by 8%.

Self-tapping screw

Hilti S-MP 52 S 6,3 x L Hilti S-MP 52 SS 6,3 x L
 Hilti S-MP 62 S 6,3 x L Hilti S-MP 62 SS 6,3 x L
 Hilti S-MP 72 S 6,3 x L Hilti S-MP 72 SS 6,3 x L
 with hexagon head and sealing washer ≥ Ø16 mm

Annex 28



Material:

Fastener: stainless steel (1.4301, 1.4404, 1.4571) - EN 10088

Washer: stainless steel (1.4301) - EN 10088

Component I: S280GD, S320GD, S350GD, S390GD, S420GD - EN 10346

Component II: S235, S275, S355 - EN 10025-1
S280GD, S320GD, S350GD, S390GD, S420GD - EN 10346

Predrill diameter: see Table below

Timber substructures:

No performance determined

t_{N1}, t_{N2}, d, D [mm]	t_{II} [mm]									
	1,50	2,00	2,50	3,00	4,00	5,00	6,00	8,00	≥ 10,0	
$V_{R,k}$ [kN]	0,40	1,14	1,14	1,14	1,14	1,14	1,14	1,14	1,14	1,14
	0,50	1,54	1,54	1,54	1,54	1,54	1,54	1,54	1,54	1,54
	0,55	1,70	1,70	1,70	1,70	1,70	1,70	1,70	1,70	1,70
	0,60	1,83	1,83	1,83	1,83	1,83	1,83	1,83	1,83	1,83
	0,63	1,90	1,90	1,90	1,90	1,90	1,90	1,90	1,90	1,90
	0,75	2,07	2,07	2,07	2,07	2,07	2,07	2,07	2,07	2,07
	0,88	2,07	2,07	2,07	2,07	2,07	2,07	2,07	2,07	2,07
	1,00	2,07	2,07	2,07	2,07	2,07	2,07	2,07	2,07	2,07
$N_{R,k}$ [kN]	0,40	1,51	1,51	1,51	1,51	1,51	1,51	1,51	1,51	1,51
	0,50	1,51	1,51	1,51	1,51	1,51	1,51	1,51	1,51	1,51
	0,55	1,59	1,91	1,91	1,91	1,91	1,91	1,91	1,91	1,91
	0,60	1,59	2,47	2,47	2,47	2,47	2,47	2,47	2,47	2,47
	0,63	1,59	2,80	2,80	2,80	2,80	2,80	2,80	2,80	2,80
	0,75	1,59	3,43	3,60	3,60	3,60	3,60	3,60	3,60	3,60
	0,88	1,59	3,43	3,80	3,80	3,80	3,80	3,80	3,80	3,80
	1,00	1,59	3,43	4,00	4,00	4,00	4,00	4,00	4,00	4,00
u [mm]	30	20,0	12,0	4,0	4,0	3,0	3,0	3,0	3,0	3,0
	40	25,0	13,5	5,0	5,0	3,5	3,5	3,5	3,5	3,5
	50	33,0	15,5	6,5	6,5	4,0	4,0	4,0	4,0	4,0
	60	40,0	18,0	8,0	8,0	5,0	5,0	5,0	5,0	5,0
	70	40,0	20,5	10,0	10,0	6,0	6,0	6,0	6,0	6,0
	80	40,0	24,0	12,0	12,0	6,5	6,5	6,5	6,5	6,5
	100	40,0	30,0	15,0	15,0	8,5	8,5	8,5	8,5	8,5
	120	40,0	36,0	18,0	18,0	10,0	10,0	10,0	10,0	10,0
≥ 140	40,0	40,0	21,0	21,0	11,5	11,5	11,5	11,5	11,5	
$N_{R,k,II}$ [kN]	1,59	3,43	4,63	5,82	8,23	8,23	8,23	8,23	8,23	8,23
d_{pd} [mm]	Ø5,0	Ø5,3			Ø5,5		Ø5,7			

No additional regulations.

Self-tapping screw

Hilti S-MP 54 S 6,3 x L Hilti S-MP 54 SS 6,3 x L
Hilti S-MP 64 S 6,3 x L Hilti S-MP 64 SS 6,3 x L
Hilti S-MP 74 S 6,3 x L Hilti S-MP 74 SS 6,3 x L
with hexagon head and sealing washer ≥ Ø16 mm

Annex 29



British Board of Agrément,
1st Floor Building 3,
Hatters Lane,
Croxley Park
Watford
WD18 8YG